


United States Court of Appeals
for the Seventh Circuit
219 South Dearborn Street
Chicago, Illinois 60604

Chambers of
Judge Ilana Diamond Rovner

(312) 435-5608 Telephone


October 2, 2008

Honorable Ortie D. Smith, Chair
Judicial Conference of the United States
Committee on Financial Disclosure
One Columbus Circle, N.E.
Washington, D.C. 20544

RE: Calendar Year 2007 Filing

Dear Judge Smith:

In response to your attached letter dated September 22, 2008, I am providing the following additional information:

- Regarding Part VII, Page 8, line 71:

Cash & Sweep Money Market Fund, listed as part of IRA Acct #7, is maintained at Charles Schwab under the name Schwab Cash Reserves.

- Regarding Part VII, Page 15, lines 203 and 204:

Please see the attached amplification of Retirement Acct. #2 and Retirement Acct. #3.

Please let me know if there are any further questions.

Sincerely,


Ilana Diamond Rovner

RECEIVED
2008 OCT 14 A 11: 18
FINANCIAL
DISCLOSURE OFFICE

Judge Ilana Rovner
Amplification of Retirement Accounts

Column A

Line 203- Retirement Acct. #2:

- Fidelity Cash Reserve

Line 204- Retirement Acct. #3:

- Fidelity Cash Reserve
- Fid Canada
- Fid Contrafund
- Fid Europe
- Fid Intl Real Estate
- Fid Latin America
- Fid Sel Chemicals
- Fid Sel Defense
- Fid Sel Energy Svcs
- Fid Sel Gold
- Fid Sel Natural Gas
- Fid Sel Natural Res
- Fid Sel Technology
- Fid Sel Telecomm
- Fid Sel Utilities Gr
- Fid Southeast Asia
- Fidelity Emerging Mrkts
- Fidelity Nordic
- Spartan US Eq Index

**FINANCIAL DISCLOSURE REPORT
FOR CALENDAR YEAR 2007**

Report Required by the Ethics
in Government Act of 1978
(5 U.S.C. app. §§ 101-111)

1. Person Reporting (last name, first, middle initial) Rovner, Ilana D	2. Court or Organization 7th Circuit Court of Appeals	3. Date of Report 08/12/2008
4. Title (Article III judges indicate active or senior status; magistrate judges indicate full- or part-time) Circuit Judge (Active)	5a. Report Type (check appropriate type) <input type="checkbox"/> Nomination, Date <input type="checkbox"/> Initial <input checked="" type="checkbox"/> Annual <input type="checkbox"/> Final 5b. <input type="checkbox"/> Amended Report	6. Reporting Period 01/01/2007 to 12/31/2007
7. Chambers or Office Address United States Court of Appeals 219 S. Dearborn St. Chicago, IL 60604	8. On the basis of the information contained in this Report and any modifications pertaining thereto, it is, in my opinion, in compliance with applicable laws and regulations. Reviewing Officer _____ Date _____	
<p>IMPORTANT NOTES: The instructions accompanying this form must be followed. Complete all parts, checking the NONE box for each part where you have no reportable information. Sign on last page.</p>		

I. POSITIONS. (Reporting individual only; see pp. 9-13 of filing instructions.)

NONE (No reportable positions.)

<u>POSITION</u>	<u>NAME OF ORGANIZATION/ENTITY</u>
1. Member Emeritus, Board of Trustees	[REDACTED]
2. Member, Board of Overseers	[REDACTED]
3. Member, Board of Directors	[REDACTED]
4. Trustee	Trust
5.	

RECEIVED
 2008 AUG 20 A 11:07
 NATIONAL
 DISCLOSURE OFFICE

II. AGREEMENTS. (Reporting individual only; see pp. 14-16 of filing instructions.)

NONE (No reportable agreements.)

<u>DATE</u>	<u>PARTIES AND TERMS</u>
1.	
2.	
3.	

FINANCIAL DISCLOSURE REPORT
Page 2 of 29

Name of Person Reporting

Rovner, Ilana D

Date of Report

08/12/2008

III. NON-INVESTMENT INCOME. *(Reporting individual and spouse; see pp. 17-24 of filing instructions.)*

A. Filer's Non-Investment Income



NONE *(No reportable non-investment income.)*

<u>DATE</u>	<u>SOURCE AND TYPE</u>	<u>INCOME</u> <i>(yours, not spouse's)</i>
1.		
2.		
3.		
4.		

B. Spouse's Non-Investment Income - *If you were married during any portion of the reporting year, complete this section.*

(Dollar amount not required except for honoraria.)

NONE *(No reportable non-investment income.)*

<u>DATE</u>	<u>SOURCE AND TYPE</u>
1. 2007	
2. 2007	
3.	
4.	

IV. REIMBURSEMENTS *- transportation, lodging, food, entertainment.*

(Includes those to spouse and dependent children; see pp. 25-27 of filing instructions.)

NONE *(No reportable reimbursements.)*

<u>SOURCE</u>	<u>DATES</u>	<u>LOCATION</u>	<u>PURPOSE</u>	<u>ITEMS PAID OR PROVIDED</u>
1.				
2.				
3.				
4.				
5.				

FINANCIAL DISCLOSURE REPORT

Page 3 of 29

Name of Person Reporting

Rovner, Ilana D

Date of Report

08/12/2008

V. GIFTS. (Includes those to spouse and dependent children; see pp. 28-31 of filing instructions.)

NONE (No reportable gifts.)

	<u>SOURCE</u>	<u>DESCRIPTION</u>	<u>VALUE</u>
1.	Partial Honorary Membership	[REDACTED]	\$ 1800.00
2.			
3.			
4.			
5.			

VI. LIABILITIES. (Includes those of spouse and dependent children; see pp. 32-33 of filing instructions.)

NONE (No reportable liabilities.)

	<u>CREDITOR</u>	<u>DESCRIPTION</u>	<u>VALUE CODE</u>
1.	CitiMortgage	Cosigner [REDACTED] mortgage.	M
2.			
3.			
4.			
5.			

FINANCIAL DISCLOSURE REPORT

Page 4 of 29

Name of Person Reporting

Rovner, Ilana D

Date of Report

08/12/2008

VII. INVESTMENTS and TRUSTS -- income, value, transactions (Includes those of spouse and dependent children; see pp. 34-60 of filing instructions.)

NONE (No reportable income, assets, or transactions.)

A. Description of Assets (including trust assets) Place "(X)" after each asset exempt from prior disclosure	B. Income during reporting period		C. Gross value at end of reporting period		D. Transactions during reporting period				
	(1) Amount Code 1 (A-H)	(2) Type (e.g., div., rent, or int.)	(1) Value Code 2 (J-P)	(2) Value Method Code 3 (Q-W)	(1) Type (e.g., buy, sell, redemption)	(2) Date Month - Day	(3) Value Code 2 (J-P)	(4) Gain Code 1 (A-H)	(5) Identity of buyer/seller (if private transaction)
1. Industrial Development Bank of Israel, Ltd.	A	Dividend	J	T					
2. State of Israel Bonds	A	Interest	J	T	Redeem	9/10	J		
3. Brokerage Acct #1									
4. -Fidelity Municipal MMF	A	Interest	J	T					
5. IRA Acct #1	B	Dividend	J	T					
6. -ML Bank USA Rasp									
7. -Eaton Vance Tax Advantage									
8. -Old Mutual/Claymore Shrt Fund									
9. IRA Acct #2	B	Dividend	J	T					
10.	A	Distribution							
11. -Advent Claymore (Y)					Sold 4/1/05				See note in Part VIII.
12. -ML Bank USA Rasp									
13. -Blackrock Enhanced Equity Yield Fund					Sell Part.	10/2	J		fka Enhanced Equity Yield
14. Investment Club	A	Dividend	N	T					
15. -Royal Dutch Petroleum Common Stock									
16. -Cisco Systems Common Stock									
17. -JP Morgan Account									

1. Income Gain Codes: (See Columns B1 and D4)	A = \$1,000 or less F = \$50,001 - \$100,000 J = \$15,000 or less N = \$250,001 - \$500,000 P3 = \$25,000,001 - \$50,000,000	B = \$1,001 - \$2,500 G = \$100,001 - \$1,000,000 K = \$15,001 - \$50,000 O = \$500,001 - \$1,000,000	C = \$2,501 - \$5,000 H1 = \$1,000,001 - \$5,000,000 L = \$50,001 - \$100,000 P1 = \$1,000,001 - \$5,000,000 P4 = More than \$50,000,000	D = \$5,001 - \$15,000 H2 = More than \$5,000,000 M = \$100,001 - \$250,000 P2 = \$5,000,001 - \$25,000,000	E = \$15,001 - \$50,000
2. Value Codes (See Columns C1 and D3)	Q = Appraisal U = Book Value	R = Cost (Real Estate Only) V = Other	S = Assessment W = Estimated	T = Cash Market	
3. Value Method Codes (See Column C2)					

FINANCIAL DISCLOSURE REPORT

Page 5 of 29

Name of Person Reporting

Rovner, Ilana D

Date of Report

08/12/2008

VII. INVESTMENTS and TRUSTS – income, value, transactions (Includes those of spouse and dependent children; see pp. 34-60 of filing instructions.)

NONE (No reportable income, assets, or transactions.)

A. Description of Assets (including trust assets) Place "(X)" after each asset exempt from prior disclosure	B. Income during reporting period		C. Gross value at end of reporting period		D. Transactions during reporting period				
	(1) Amount Code 1 (A-H)	(2) Type (e.g., div., rent, or int.)	(1) Value Code 2 (J-P)	(2) Value Method Code 3 (Q-W)	(1) Type (e.g., buy, sell, redemption)	(2) Date Month - Day	(3) Value Code 2 (J-P)	(4) Gain Code 1 (A-H)	(5) Identity of buyer/seller (if private transaction)
18. -JP Morgan Liquid Assets MMKT					Sell	7/3	K		
19. -JP Morgan 100% US Treas Sec MM Reserve (RJTXX)					Opened	7/3	K		
20. -Aegon N Visin									
21. -Apple Computer Inc.									
22. -Atherogenics, Inc.					Buy	5/30	J		
23.					Buy	11/9	J		
24.					Buy	11/13	J		
25.					Sell	12/3	J		
26. -EOG Resources, Inc.					Buy	7/19	J		
27. -Everest Reinsurance Group, Ltd.					Buy	5/29	K		
28. -Glaxonsmithkline PLC					Sell	5/29	J	A	
29. -Haynes Intl Inc.					Buy	10/2	J		
30. -Intuitive Surgical Inc.					Buy	3/5	J		
31.					Sell Part.	10/29	K	D	
32.					Sell	11/14	J	D	
33. -Ishares Inc. MSCI Pacific Japan Index Fund									
34. -Motorola Inc.					Sell	2/6	J	A	

1. Income Gain Codes: (See Columns B1 and D4)	A = \$1,000 or less F = \$50,001 - \$100,000	B = \$1,001 - \$2,500 G = \$100,001 - \$1,000,000	C = \$2,501 - \$5,000 H1 = \$1,000,001 - \$5,000,000	D = \$5,001 - \$15,000 H2 = More than \$5,000,000	E = \$15,001 - \$50,000
2. Value Codes (See Columns C1 and D3)	J = \$15,000 or less N = \$250,001 - \$500,000 P3 = \$25,000,001 - \$50,000,000	K = \$15,001 - \$50,000 O = \$500,001 - \$1,000,000	L = \$50,001 - \$100,000 P1 = \$1,000,001 - \$5,000,000 P4 = More than \$50,000,000	M = \$100,001 - \$250,000 P2 = \$5,000,001 - \$25,000,000	
3. Value Method Codes (See Column C2)	Q = Appraisal U = Book Value	R = Cost (Real Estate Only) V = Other	S = Assessment W = Estimated	T = Cash Market	

FINANCIAL DISCLOSURE REPORT

Page 6 of 29

Name of Person Reporting

Rovner, Ilana D

Date of Report

08/12/2008

VII. INVESTMENTS and TRUSTS – income, value, transactions (Includes those of spouse and dependent children; see pp. 34-60 of filing instructions.)

NONE (No reportable income, assets, or transactions.)

A. Description of Assets (including trust assets) Place "(X)" after each asset exempt from prior disclosure	B. Income during reporting period		C. Gross value at end of reporting period		D. Transactions during reporting period				
	(1) Amount Code 1 (A-H)	(2) Type (e.g., div., rent, or int.)	(1) Value Code 2 (J-P)	(2) Value Method Code 3 (Q-W)	(1) Type (e.g., buy, sell, redemption)	(2) Date Month - Day	(3) Value Code 2 (J-P)	(4) Gain Code 1 (A-H)	(5) Identity of buyer/seller (if private transaction)
35. -Ishares Inc MSCI Japan Index Fund									
36. -Lone Star Technologies, Inc.					Buy	4/2	J		
37.					Sell	4/30	J	C	
38. -Procter & Gamble Co.									
39. -Travelers Cos. Inc.					Sell	10/29	J	B	f.k.a. St. Paul Travelers
40. -Berkley WR Corp									
41. -BHP Billiton Ltd.									
42. -Grupo Televisa SA Spons Adr					Sell	8/3	J	C	
43. -Johnson & Johnson					Sell	4/2	J		
44. -Nordic American Tanker Shipping, Ltd.					Buy	10/29	J		
45. -Patriot Coal Corp.					Distribution	11/1	J		Spin-off from Peabody
46. -Peabody Energy Corp					Buy	4/30	J		
47. -Schlumberger Ltd. Spons Adr					Buy	11/30	J		
48. -Taiwan Semiconductor									
49. -Tata Mtrs Ltd. Spons Adr					Buy	12/3	J		
50. -UPS Inc. CL B					Sell	4/3	J		
51. -Walgreen Company					Buy	7/6	J		

1. Income Gain Codes: (See Columns B1 and D4)	A = \$1,000 or less F = \$50,001 - \$100,000	B = \$1,001 - \$2,500 G = \$100,001 - \$1,000,000	C = \$2,501 - \$5,000 H1 = \$1,000,001 - \$5,000,000	D = \$5,001 - \$15,000 H2 = More than \$5,000,000	E = \$15,001 - \$50,000
2. Value Codes (See Columns C1 and D3)	J = \$15,000 or less N = \$250,001 - \$500,000 P3 = \$25,000,001 - \$50,000,000	K = \$15,001 - \$50,000 O = \$500,001 - \$1,000,000	L = \$50,001 - \$100,000 P1 = \$1,000,001 - \$5,000,000 P4 = More than \$50,000,000	M = \$100,001 - \$250,000 P2 = \$5,000,001 - \$25,000,000	
3. Value Method Codes (See Column C2)	Q = Appraisal U = Book Value	R = Cost (Real Estate Only) V = Other	S = Assessment W = Estimated	T = Cash Market	

FINANCIAL DISCLOSURE REPORT

Page 7 of 29

Name of Person Reporting

Rovner, Ilana D

Date of Report

08/12/2008

VII. INVESTMENTS and TRUSTS – income, value, transactions (Includes those of spouse and dependent children; see pp. 34-60 of filing instructions.)

NONE (No reportable income, assets, or transactions.)

A. Description of Assets (including trust assets) Place "(X)" after each asset exempt from prior disclosure	B. Income during reporting period		C. Gross value at end of reporting period		D. Transactions during reporting period				
	(1) Amount Code 1 (A-H)	(2) Type (e.g., div., rent, or int.)	(1) Value Code 2 (J-P)	(2) Value Method Code 3 (Q-W)	(1) Type (e.g., buy, sell, redemption)	(2) Date Month - Day	(3) Value Code 2 (J-P)	(4) Gain Code 1 (A-H)	(5) Identity of buyer/seller (if private transaction)
52. IRA Acct #3	A	Dividend	K	T					
53. -Fidelity Latin America					Buy	5/21	J		Exchanged from Fid.Real Es
54. -Fidelity Real Estate Investment					Sell	5/21	J		Exchanged to Fid. Latin Am
55. IRA Acct. #4	A	Dividend	J	T					
56. -VMMR Federal Portfolio									
57. IRA Acct #5	A	Dividend	K	T					
58. -Fidelity Cash Reserves									
59. -Fidelity Latin America Fund									
60. IRA Acct #6	B	Dividend	K	T					
61.	B	Distribution							
62. -VSP Energy					Buy	3/21	J		
63.					Buy	12/17	J		
64.					Sell Part.	12/24	J		
65. JP Morgan Chase Accounts	B	Interest	J	T					
66. Retirement Acct. #1	A	Interest	J	T					
67. -Teachers Ins & Ann Assn									
68. -Coll Rtmnt Equ Fd									

1. Income Gain Codes: (See Columns B1 and D4)	A = \$1,000 or less F = \$50,001 - \$100,000 J = \$15,000 or less N = \$250,001 - \$500,000 P3 = \$25,000,001 - \$50,000,000	B = \$1,001 - \$2,500 G = \$100,001 - \$1,000,000 K = \$15,001 - \$50,000 O = \$500,001 - \$1,000,000	C = \$2,501 - \$5,000 H1 = \$1,000,001 - \$5,000,000 L = \$50,001 - \$100,000 P1 = \$1,000,001 - \$5,000,000 P4 = More than \$50,000,000	D = \$5,001 - \$15,000 H2 = More than \$5,000,000 M = \$100,001 - \$250,000 P2 = \$5,000,001 - \$25,000,000	E = \$15,001 - \$50,000
2. Value Codes (See Columns C1 and D3)	Q = Appraisal U = Book Value	R = Cost (Real Estate Only) V = Other	S = Assessment W = Estimated	T = Cash Market	

FINANCIAL DISCLOSURE REPORT

Page 8 of 29

Name of Person Reporting

Rovner, Ilana D

Date of Report

08/12/2008

VII. INVESTMENTS and TRUSTS – income, value, transactions (Includes those of spouse and dependent children; see pp. 34-60 of filing instructions.)

NONE (No reportable income, assets, or transactions.)

A. Description of Assets (including trust assets) Place "(X)" after each asset exempt from prior disclosure	B. Income during reporting period		C. Gross value at end of reporting period		D. Transactions during reporting period				
	(1) Amount Code 1 (A-H)	(2) Type (e.g., div., rent, or int.)	(1) Value Code 2 (J-P)	(2) Value Method Code 3 (Q-W)	(1) Type (e.g., buy, sell, redemption)	(2) Date Month - Day	(3) Value Code 2 (J-P)	(4) Gain Code 1 (A-H)	(5) Identity of buyer/seller (if private transaction)

69. IRA Acct #7	E	Int./Div.	O	T					
70.	E	Distribution							
71. -Cash & Sweep MMF									
72. -Alliance Res Partners LP									
73. -Vanguard Short Term Investmt Grade Fd									
74. -Abercrombie & Fitch CI A					Sell Part.	1/3	K	D	
75.					Sell	2/28	K	D	
76. -TRowe Price New Era Fd									
77. -Conocophillips									
78. -Titanium Metals Corp New					Expired	3/17			Option Expired
79. -Akamai Technologies									
80. -Aluminum Corp. China ADRF					Sell Part.	1/3	J	B	
81.					Sell Part.	2/28	J	A	
82.					Sell Part.	9/11	J	D	
83. -American Cap Strategies					Sell Part.	3/5	K	D	
84. -American Cap Strategies (Call)					Buy	6/21	J		
85.					Sell	8/2	J		

1. Income Gain Codes: (See Columns B1 and D4)	A = \$1,000 or less F = \$50,001 - \$100,000 J = \$15,000 or less N = \$250,001 - \$500,000 P3 = \$25,000,001 - \$50,000,000	B = \$1,001 - \$2,500 G = \$100,001 - \$1,000,000 K = \$15,001 - \$50,000 O = \$500,001 - \$1,000,000	C = \$2,501 - \$5,000 H1 = \$1,000,001 - \$5,000,000 L = \$50,001 - \$100,000 P1 = \$1,000,001 - \$5,000,000 P4 = More than \$50,000,000	D = \$5,001 - \$15,000 H2 = More than \$5,000,000 M = \$100,001 - \$250,000 P2 = \$5,000,001 - \$25,000,000	E = \$15,001 - \$50,000
2. Value Codes (See Columns C1 and D3)	N = \$250,001 - \$500,000 P3 = \$25,000,001 - \$50,000,000	O = \$500,001 - \$1,000,000	P1 = \$1,000,001 - \$5,000,000 P4 = More than \$50,000,000	P2 = \$5,000,001 - \$25,000,000	
3. Value Method Codes (See Column C2)	Q = Appraisal U = Book Value	R = Cost (Real Estate Only) V = Other	S = Assessment W = Estimated	T = Cash Market	

FINANCIAL DISCLOSURE REPORT

Page 9 of 29

Name of Person Reporting Rovner, Ilana D	Date of Report 08/12/2008
---	------------------------------

VII. INVESTMENTS and TRUSTS – income, value, transactions (Includes those of spouse and dependent children; see pp. 34-60 of filing instructions.)

NONE (No reportable income, assets, or transactions.)

A. Description of Assets (including trust assets) Place "(X)" after each asset exempt from prior disclosure	B. Income during reporting period		C. Gross value at end of reporting period		D. Transactions during reporting period				
	(1) Amount Code 1 (A-H)	(2) Type (e.g., div., rent, or int.)	(1) Value Code 2 (J-P)	(2) Value Method Code 3 (Q-W)	(1) Type (e.g., buy, sell, redemption)	(2) Date Month - Day	(3) Value Code 2 (J-P)	(4) Gain Code 1 (A-H)	(5) Identity of buyer/seller (if private transaction)
86. -Arch Coal Inc.					Sell Part.	1/3	J		
87.					Sell Part.	1/17	J		
88.					Sell	7/18	J	A	
89. -BHP Billiton Ltd Adr					Sell	1/3	K		
90. -Canetic Resource Trust					Sell	1/17	J		
91. -Citrix Systems Inc.					Sell	1/3	J		
92. -Companhia Vale Do Adr					Sell Part.	1/3	J	A	
93.					Sell Part.	3/5	J	B	
94.					Buy	10/15	K		
95.					Sell	11/21	K	C	
96. -Coming Inc.					Sell	1/3	K		
97. -Cytrx Corp. New					Sell	1/3	J	B	
98. -Enterra Energy Trust					Sell	1/3	J		
99. -Goldcorp. Inc. New					Sell	1/17	J		
100. -Grupo Televisa SA De CVF					Sell Part.	8/8	J	B	
101.					Sell	11/12	J	A	
102. -Halliburton Co Hldg Co					Sell Part.	1/3	J		

1. Income Gain Codes: (See Columns B1 and D4)	A = \$1,000 or less F = \$50,001 - \$100,000	B = \$1,001 - \$2,500 G = \$100,001 - \$1,000,000	C = \$2,501 - \$5,000 H1 = \$1,000,001 - \$5,000,000	D = \$5,001 - \$15,000 H2 = More than \$5,000,000	E = \$15,001 - \$50,000
2. Value Codes (See Columns C1 and D3)	J = \$15,000 or less N = \$250,001 - \$500,000 P3 = \$25,000,001 - \$50,000,000	K = \$15,001 - \$50,000 O = \$500,001 - \$1,000,000	L = \$50,001 - \$100,000 P1 = \$1,000,001 - \$5,000,000 P4 = More than \$50,000,000	M = \$100,001 - \$250,000 P2 = \$5,000,001 - \$25,000,000	
3. Value Method Codes (See Column C2)	Q = Appraisal U = Book Value	R = Cost (Real Estate Only) V = Other	S = Assessment W = Estimated	T = Cash Market	

FINANCIAL DISCLOSURE REPORT

Page 10 of 29

Name of Person Reporting

Rovner, Ilana D

Date of Report

08/12/2008

VII. INVESTMENTS and TRUSTS – income, value, transactions (Includes those of spouse and dependent children; see pp. 34-60 of filing instructions.)

NONE (No reportable income, assets, or transactions.)

A. Description of Assets (including trust assets) Place "(X)" after each asset exempt from prior disclosure	B. Income during reporting period		C. Gross value at end of reporting period		D. Transactions during reporting period				
	(1) Amount Code 1 (A-H)	(2) Type (e.g., div., rent, or int.)	(1) Value Code 2 (J-P)	(2) Value Method Code 3 (Q-W)	(1) Type (e.g., buy, sell, redemption)	(2) Date Month - Day	(3) Value Code 2 (J-P)	(4) Gain Code 1 (A-H)	(5) Identity of buyer/seller (if private transaction)
103.					Sell Part.	1/17	J		
104.					Sell	2/1	J		
105. -ITT Educ Svcs Inc.					Sell Part.	1/3	J	B	
106.					Sell Part.	7/27	J	C	
107.					Sell	8/10	J	C	
108. -Isis Pharmaceuticals Inc.					Sell Part.	1/3	J	B	
109. -Myriad Genetics, Inc.					Sell Part.	1/4	K	B	
110.					Buy	3/14	K		
111.					Sell Part.	7/27	K	D	
112.					Sell Part.	10/18	J	D	
113.					Sell Part.	10/22	J	D	
114.					Sell	11/8	K	D	
115.					Buy	12/7	K		
116.					Sell Part.	12/11	J		
117.					Buy	12/21	K		
118. -Natural Resource Ptnr LP					Sell Part.	3/5	K	C	
119.					Sell	7/26	J	B	

1. Income Gain Codes: (See Columns B1 and D4)	A = \$1,000 or less F = \$50,001 - \$100,000 J = \$15,000 or less N = \$250,001 - \$500,000 P3 = \$25,000,001 - \$50,000,000	B = \$1,001 - \$2,500 G = \$100,001 - \$1,000,000 K = \$15,001 - \$50,000 O = \$500,001 - \$1,000,000	C = \$2,501 - \$5,000 H1 = \$1,000,001 - \$5,000,000 L = \$50,001 - \$100,000 P1 = \$1,000,001 - \$5,000,000 P4 = More than \$50,000,000	D = \$5,001 - \$15,000 H2 = More than \$5,000,000 M = \$100,001 - \$250,000 P2 = \$5,000,001 - \$25,000,000	E = \$15,001 - \$50,000
2. Value Codes (See Columns C1 and D3)	J = \$15,000 or less N = \$250,001 - \$500,000 P3 = \$25,000,001 - \$50,000,000	K = \$15,001 - \$50,000 O = \$500,001 - \$1,000,000	L = \$50,001 - \$100,000 P1 = \$1,000,001 - \$5,000,000 P4 = More than \$50,000,000	M = \$100,001 - \$250,000 P2 = \$5,000,001 - \$25,000,000	
3. Value Method Codes (See Column C2)	Q = Appraisal U = Book Value	R = Cost (Real Estate Only) V = Other	S = Assessment W = Estimated	T = Cash Market	

FINANCIAL DISCLOSURE REPORT

Page 11 of 29

Name of Person Reporting

Rovner, Ilana D

Date of Report

08/12/2008

VII. INVESTMENTS and TRUSTS -- income, value, transactions (Includes those of spouse and dependent children; see pp. 34-60 of filing instructions.)

NONE (No reportable income, assets, or transactions.)

A. Description of Assets (including trust assets) Place "(X)" after each asset exempt from prior disclosure	B. Income during reporting period		C. Gross value at end of reporting period		D. Transactions during reporting period				
	(1) Amount Code 1 (A-H)	(2) Type (e.g., div., rent, or int.)	(1) Value Code 2 (J-P)	(2) Value Method Code 3 (Q-W)	(1) Type (e.g., buy, sell, redemption)	(2) Date Month - Day	(3) Value Code 2 (J-P)	(4) Gain Code 1 (A-H)	(5) Identity of buyer/seller (if private transaction)
120. -Nymex Holdings					Sell	1/3	J		
121. -Public Storage 6.45% Pfd					Sell	10/11	K		
122. -Schnitzer Stl Inds Cl A					Sell Part.	1/3	J	B	
123.					Sell Part.	10/29	J	C	
124.					Sell	11/12	J	C	
125.					Buy	12/7	J		
126.					Sell Part.	12/11	J		
127. -Taiwan Semiconductor ADRF					Sell Part.	6/8	J	A	
128.					Sell Part.	7/27	J	A	
129.					Sell	11/12	J		
130. -Unicredito Ital Spa ORDF									
131. -Mathews India Fund									
132. -Boston Scientific (Call)					Redeemed	1/19	K		Used option to buy stock
133. -Boston Scientific Corp.					Buy	1/19	K		Bought by redeemed option
134.					Sell	1/24	K		
135. -Lamar Advertising					Sell	4/16	J		
136. -Ishares Trust Index Fund FTSE Xinhua HK					Sell Part.	1/3	K	C	

1. Income Gain Codes: (See Columns B1 and D4)	A = \$1,000 or less F = \$50,001 - \$100,000 J = \$15,000 or less N = \$250,001 - \$500,000 P3 = \$25,000,001 - \$50,000,000	B = \$1,001 - \$2,500 G = \$100,001 - \$1,000,000 K = \$15,001 - \$50,000 O = \$500,001 - \$1,000,000	C = \$2,501 - \$5,000 H1 = \$1,000,001 - \$5,000,000 L = \$50,001 - \$100,000 P1 = \$1,000,001 - \$5,000,000 P4 = More than \$50,000,000	D = \$5,001 - \$15,000 H2 = More than \$5,000,000 M = \$100,001 - \$250,000 P2 = \$5,000,001 - \$25,000,000	E = \$15,001 - \$50,000
2. Value Codes (See Columns C1 and D3)	Q = Appraisal U = Book Value	R = Cost (Real Estate Only) V = Other	S = Assessment W = Estimated	T = Cash Market	
3. Value Method Codes (See Column C2)					

FINANCIAL DISCLOSURE REPORT

Page 12 of 29

Name of Person Reporting

Rovner, Ilana D

Date of Report

08/12/2008

VII. INVESTMENTS and TRUSTS – income, value, transactions (Includes those of spouse and dependent children; see pp. 34-60 of filing instructions.)

NONE (No reportable income, assets, or transactions.)

A. Description of Assets (including trust assets) Place "(X)" after each asset exempt from prior disclosure	B. Income during reporting period		C. Gross value at end of reporting period		D. Transactions during reporting period				
	(1) Amount Code 1 (A-H)	(2) Type (e.g., div., rent, or int.)	(1) Value Code 2 (J-P)	(2) Value Method Code 3 (Q-W)	(1) Type (e.g., buy, sell, redemption)	(2) Date Month - Day	(3) Value Code 2 (J-P)	(4) Gain Code 1 (A-H)	(5) Identity of buyer/seller (if private transaction)
137.					Sell Part.	3/5	J		
138.					Buy	9/28	J		
139.					Sell	11/8	K	C	
140. -MS Cap Trust VI 6.60%46					Sell	10/11	K		
141. -Novastar Financial Inc. REIT					Sell	1/3	J		
142. -Altria Group, Inc.					Buy	2/1	K		
143.					Buy	4/11	J		
144.					Buy	7/11	J		
145.					Sell Part.	8/10	J	A	
146.					Sell	8/23	J	A	
147. -Amern Home Mortgage INVT REIT					Buy	6/15	K		
148.					Sell	7/12	K		
149. -Archer-Daniels-Midland Co.					Buy	3/30	K		
150.					Buy	4/17	K		
151.					Sell Part.	5/29	K		
152.					Sell	11/12	J		
153.					Buy	12/19	K		

1. Income Gain Codes: (See Columns B1 and D4)	A = \$1,000 or less F = \$50,001 - \$100,000	B = \$1,001 - \$2,500 G = \$100,001 - \$1,000,000	C = \$2,501 - \$5,000 H1 = \$1,000,001 - \$5,000,000	D = \$5,001 - \$15,000 H2 = More than \$5,000,000	E = \$15,001 - \$50,000
2. Value Codes (See Columns C1 and D3)	J = \$15,000 or less N = \$250,001 - \$500,000 P3 = \$25,000,001 - \$50,000,000	K = \$15,001 - \$50,000 O = \$500,001 - \$1,000,000	L = \$50,001 - \$100,000 P1 = \$1,000,001 - \$5,000,000 P4 = More than \$50,000,000	M = \$100,001 - \$250,000 P2 = \$5,000,001 - \$25,000,000	
3. Value Method Codes (See Column C2)	Q = Appraisal U = Book Value	R = Cost (Real Estate Only) V = Other	S = Assessment W = Estimated	T = Cash Market	

FINANCIAL DISCLOSURE REPORT

Page 13 of 29

Name of Person Reporting Rovner, Ilana D	Date of Report 08/12/2008
---	------------------------------

VII. INVESTMENTS and TRUSTS -- income, value, transactions (Includes those of spouse and dependent children; see pp. 34-60 of filing instructions.)

NONE (No reportable income, assets, or transactions.)

A. Description of Assets (including trust assets) Place "(X)" after each asset exempt from prior disclosure	B. Income during reporting period		C. Gross value at end of reporting period		D. Transactions during reporting period				
	(1) Amount Code 1 (A-H)	(2) Type (e.g., div., rent, or int.)	(1) Value Code 2 (J-P)	(2) Value Method Code 3 (Q-W)	(1) Type (e.g., buy, sell, redemption)	(2) Date Month - Day	(3) Value Code 2 (J-P)	(4) Gain Code 1 (A-H)	(5) Identity of buyer/seller (if private transaction)
154. -Barrick Gold Corp.					Buy	11/5	K		
155. -Boeing Co.					Buy	2/9	K		
156.					Sell Part.	10/11	K	B	
157.					Sell	11/12	J	A	
158. -Boston Scientific Corp.					Buy	1/19	K		
159.					Sell	1/24	K		
160. -BP PLC ADR					Buy	3/7	K		
161.					Sell Part.	7/27	J	B	
162.					Sell	11/12	K	C	
163. -New Century Financial (Call)					Buy	2/15	K		
164.					Expired	5/19			Option Expired
165. -Discover Financial Svcs					Buy	6/18	J		
166.					Sell	7/27	J		
167. -Esco Technologies, Inc.					Buy	1/26	K		
168.					Sell Part.	2/28	J		
169.					Sell	6/21	J		
170. -Freeport McMorn 6.75% Pfd 6.75% Conv Pfd					Buy	4/4	K		

1. Income Gain Codes: (See Columns B1 and D4)	A = \$1,000 or less F = \$50,001 - \$100,000 J = \$15,000 or less N = \$250,001 - \$500,000 P3 = \$25,000,001 - \$50,000,000	B = \$1,001 - \$2,500 G = \$100,001 - \$1,000,000 K = \$15,001 - \$50,000 O = \$500,001 - \$1,000,000	C = \$2,501 - \$5,000 H1 = \$1,000,001 - \$5,000,000 L = \$50,001 - \$100,000 P1 = \$1,000,001 - \$5,000,000 P4 = More than \$50,000,000	D = \$5,001 - \$15,000 H2 = More than \$5,000,000 M = \$100,001 - \$250,000 P2 = \$5,000,001 - \$25,000,000	E = \$15,001 - \$50,000
2. Value Codes (See Columns C1 and D3)	Q = Appraisal U = Book Value	R = Cost (Real Estate Only) V = Other	S = Assessment W = Estimated	T = Cash Market	

FINANCIAL DISCLOSURE REPORT

Page 14 of 29

Name of Person Reporting

Rovner, Ilana D

Date of Report

08/12/2008

VII. INVESTMENTS and TRUSTS – income, value, transactions (Includes those of spouse and dependent children; see pp. 34-60 of filing instructions.)

NONE (No reportable income, assets, or transactions.)

A. Description of Assets (including trust assets) Place "(X)" after each asset exempt from prior disclosure	B. Income during reporting period		C. Gross value at end of reporting period		D. Transactions during reporting period				
	(1) Amount Code 1 (A-H)	(2) Type (e.g., div., rent, or int.)	(1) Value Code 2 (J-P)	(2) Value Method Code 3 (Q-W)	(1) Type (e.g., buy, sell, redemption)	(2) Date Month - Day	(3) Value Code 2 (J-P)	(4) Gain Code 1 (A-H)	(5) Identity of buyer/seller (if private transaction)
171.					Sell	11/8	K	D	
172.					Buy	12/6	K		
173.					Sell	12/11	K		
174. -Kraft Foods, Inc.					Buy	2/1	J		
175.					Sell Part.	4/2	J	A	
176.					Sell	11/12	J	A	
177. -Medivation, Inc.					Buy	6/11	K		
178.					Sell	7/27	K		
179. -Morgan Stanley					Buy	6/18	K		
180.					Sell Part.	7/26	J		
181.					Sell	8/31	J		
182. -NYSE Euronext					Buy	1/5	J		
183.					Sell	7/26	J		
184. -NYSE Group, Inc.					Buy	1/5	J		
185.					Sell	3/5	J		
186. -Petroleo Brasileiro ADR					Buy	11/2	K		
187.					Sell	11/12	K	B	

1. Income Gain Codes: (See Columns B1 and D4)	A = \$1,000 or less F = \$50,001 - \$100,000	B = \$1,001 - \$2,500 G = \$100,001 - \$1,000,000	C = \$2,501 - \$5,000 H1 = \$1,000,001 - \$5,000,000	D = \$5,001 - \$15,000 H2 = More than \$5,000,000	E = \$15,001 - \$50,000
2. Value Codes (See Columns C1 and D3)	J = \$15,000 or less N = \$250,001 - \$500,000 P3 = \$25,000,001 - \$50,000,000	K = \$15,001 - \$50,000 O = \$500,001 - \$1,000,000	L = \$50,001 - \$100,000 P1 = \$1,000,001 - \$5,000,000 P4 = More than \$50,000,000	M = \$100,001 - \$250,000 P2 = \$5,000,001 - \$25,000,000	
3. Value Method Codes (See Column C2)	Q = Appraisal U = Book Value	R = Cost (Real Estate Only) V = Other	S = Assessment W = Estimated	T = Cash Market	

FINANCIAL DISCLOSURE REPORT

Page 15 of 29

Name of Person Reporting

Rovner, Ilana D

Date of Report

08/12/2008

VII. INVESTMENTS and TRUSTS – income, value, transactions (Includes those of spouse and dependent children; see pp. 34-60 of filing instructions.)

NONE (No reportable income, assets, or transactions.)

A. Description of Assets (including trust assets) Place "(X)" after each asset exempt from prior disclosure	B. Income during reporting period		C. Gross value at end of reporting period		D. Transactions during reporting period				
	(1) Amount Code 1 (A-H)	(2) Type (e.g., div., rent, or int.)	(1) Value Code 2 (J-P)	(2) Value Method Code 3 (Q-W)	(1) Type (e.g., buy, sell, redemption)	(2) Date Month - Day	(3) Value Code 2 (J-P)	(4) Gain Code 1 (A-H)	(5) Identity of buyer/seller (if private transaction)
188. -Powershs DB Multi Sector Powershs Fund					Buy	1/16	K		
189.					Sell Part.	1/22	J		
190.					Sell	10/29	J	B	
191. -Reynolds American, Inc.					Buy	8/20	K		
192.					Sell	10/11	K		
193. -Western Alliance Bancorp					Buy	5/10	K		
194.					Sell	7/26	J		
195. -Wynn Resorts					Buy	9/28	J		
196. -Yamana Gold Inc.					Buy	1/16	J		
197. Brokerage Acct. #2									
198. -Schwab Tax Exempt MMF	B	Interest	J	T					
199. -Vanguard 500 Index Fund	A	Dividend			Sell	4/20	J	A	
200. -Allegheny Tech, Inc.		None			Sell Part.	6/29	J	B	
201.					Sell	10/12	J		
202. -Daktronics, Inc.		None			Sell	2/2	J		
203. Retirement Acct. #2	A	Int./Div.	J	T					
204. Retirement Acct. #3	E	Int./Div.	N	T					

1. Income Gain Codes: (See Columns B1 and D4)	A=\$1,000 or less F=\$50,001 - \$100,000	B=\$1,001 - \$2,500 G=\$100,001 - \$1,000,000	C=\$2,501 - \$5,000 H1=\$1,000,001 - \$5,000,000	D=\$5,001 - \$15,000 H2=More than \$5,000,000	E=\$15,001 - \$50,000
2. Value Codes (See Columns C1 and D3)	J=\$15,000 or less N=\$250,001 - \$500,000 P3=\$25,000,001 - \$50,000,000	K=\$15,001 - \$50,000 O=\$500,001 - \$1,000,000	L=\$50,001 - \$100,000 P1=\$1,000,001 - \$5,000,000 P4=More than \$5,000,000	M=\$100,001 - \$250,000 P2=\$5,000,001 - \$25,000,000	
3. Value Method Codes (See Column C2)	Q=Appraisal U=Book Value	R=Cost (Real Estate Only) V=Other	S=Assessment W=Estimated	T=Cash Market	

FINANCIAL DISCLOSURE REPORT

Page 16 of 29

Name of Person Reporting Rovner, Ilana D	Date of Report 08/12/2008
---	------------------------------

VII. INVESTMENTS and TRUSTS -- income, value, transactions (Includes those of spouse and dependent children; see pp. 34-60 of filing instructions.)

NONE (No reportable income, assets, or transactions.)

A. Description of Assets (including trust assets) Place "(X)" after each asset exempt from prior disclosure	B. Income during reporting period		C. Gross value at end of reporting period		D. Transactions during reporting period				
	(1) Amount Code 1 (A-H)	(2) Type (e.g., div., rent, or int.)	(1) Value Code 2 (J-P)	(2) Value Method Code 3 (Q-W)	(1) Type (e.g., buy, sell, redemption)	(2) Date Month - Day	(3) Value Code 2 (J-P)	(4) Gain Code 1 (A-H)	(5) Identity of buyer/seller (if private transaction)
205. Sun Life Main Register Common Shares	A	Dividend	J	T					
206. Brokerage Acct #3									
207. -Bank of America Corp.	B	Dividend			Sell Part.	8/16	K	D	
208.					Sell	11/21	K		
209. -MB Finl Inc. New	A	Dividend	K	T	Sell Part.	9/24	K	D	
210. -Provident Energy Trust Canada	B	Dividend	J	T					
211. -Easton PA Area JT Sch Rev Bonds	A	Interest			Redemption	4/16	K		
212. -Wisconsin St Health & Edl Facs Auth Rev Bonds	C	Interest			Redemption	12/5	L	A	
213. -IL State Bonds		None			Redemption.	8/1	K	D	
214. -Cameco Corp.	A	Dividend	J	T					
215. -Zhone Technologies, Inc.		None	J	T					
216. -Al Frank Dividend Value Fund	B	Dividend	K	T					
217. -Core Account- Cash	D	Interest	N	T					
218. -Fidelity AMT Tax-Free Money Fund (FIMXX)	C	Interest	M	T	Opened	12/11	M		
219. -Aluminum Corp. China Ltd. Spon ADR Repstg H Shs		None			Sell	3/5	K		
220. -Amgen Inc.		None	J	T	Sell Part.	3/5	K		
221. -Canetic Res Tr Com	A	Dividend			Sell Part.	1/25	J		

1. Income Gain Codes: (See Columns B1 and D4)	A = \$1,000 or less F = \$50,001 - \$100,000	B = \$1,001 - \$2,500 G = \$100,001 - \$1,000,000	C = \$2,501 - \$5,000 H1 = \$1,000,001 - \$5,000,000	D = \$5,001 - \$15,000 H2 = More than \$5,000,000	E = \$15,001 - \$50,000
2. Value Codes (See Columns C1 and D3)	J = \$15,000 or less N = \$250,001 - \$500,000 P3 = \$25,000,001 - \$50,000,000	K = \$15,001 - \$50,000 O = \$500,001 - \$1,000,000	L = \$50,001 - \$100,000 P1 = \$1,000,001 - \$5,000,000 P4 = More than \$50,000,000	M = \$100,001 - \$250,000 P2 = \$5,000,001 - \$25,000,000	
3. Value Method Codes (See Column C2)	Q = Appraisal U = Book Value	R = Cost (Real Estate Only) V = Other	S = Assessment W = Estimated	T = Cash Market	

FINANCIAL DISCLOSURE REPORT

Page 17 of 29

Name of Person Reporting

Rovner, Ilana D

Date of Report

08/12/2008

VII. INVESTMENTS and TRUSTS – income, value, transactions (Includes those of spouse and dependent children; see pp. 34-60 of filing instructions.)

NONE (No reportable income, assets, or transactions.)

A. Description of Assets (including trust assets) Place "(X)" after each asset exempt from prior disclosure	B. Income during reporting period		C. Gross value at end of reporting period		D. Transactions during reporting period				
	(1) Amount Code 1 (A-H)	(2) Type (e.g., div., rent, or int.)	(1) Value Code 2 (J-P)	(2) Value Method Code 3 (Q-W)	(1) Type (e.g., buy, sell, redemption)	(2) Date Month - Day	(3) Value Code 2 (J-P)	(4) Gain Code 1 (A-H)	(5) Identity of buyer/seller (if private transaction)
222.					Sell	1/29	J		
223. -Companhia Vale Do Rio Doce Spons Adr	A	Dividend			Sell Part.	7/26	J	D	
224.					Sell	8/16	J	B	
225.					Buy	10/15	K		
226.					Sell	11/21	K		
227.					Buy	12/3	K		
228.					Sell	12/11	K		
229. -Companhia Siderurgica Nacional Spons Adr		None			Buy	1/1	K		
230.					Sell Part.	1/29	J		
231.					Sell	2/28	J	B	
232. -Coming, Inc.		None			Sell	1/4	J		
233. -Curagen Corp.		None			Sell	4/30	J		
234. -Enterra Energy Tr Units	A	Dividend			Sell	1/11	K		
235. -Grupo Televisa SA Spons Adr Repstg Ord Partn	A	Dividend	J	T					
236. -ITT Educational Svcs Inc.		None			Redeem Part.	8/1	J	C	
237.					Redemption	8/16	J	B	
238. -Ishares Inc MSCI Brazil Free Index Fund		None			Sell Part.	2/28	J	A	

1. Income Gain Codes: (See Columns B1 and D4)	A =\$1,000 or less F =\$50,001 - \$100,000 J =\$15,000 or less N =\$250,001 - \$500,000 P3 =\$25,000,001 - \$50,000,000	B =\$1,001 - \$2,500 G =\$100,001 - \$1,000,000 K =\$15,001 - \$50,000 O =\$500,001 - \$1,000,000 R =Cost (Real Estate Only) V =Other	C =\$2,501 - \$5,000 H1 =\$1,000,001 - \$5,000,000 L =\$50,001 - \$100,000 P1 =\$1,000,001 - \$5,000,000 P4 =More than \$50,000,000 S =Assessment W =Estimated	D =\$5,001 - \$15,000 H2 =More than \$5,000,000 M =\$100,001 - \$250,000 P2 =\$5,000,001 - \$25,000,000	E =\$15,001 - \$50,000
2. Value Codes (See Columns C1 and D3)	J =\$15,000 or less N =\$250,001 - \$500,000 P3 =\$25,000,001 - \$50,000,000				
3. Value Method Codes (See Column C2)	Q =Appraisal U =Book Value			T =Cash Market	

FINANCIAL DISCLOSURE REPORT

Page 18 of 29

Name of Person Reporting

Rovner, Ilana D

Date of Report

08/12/2008

VII. INVESTMENTS and TRUSTS – income, value, transactions (Includes those of spouse and dependent children; see pp. 34-60 of filing instructions.)

NONE (No reportable income, assets, or transactions.)

A. Description of Assets (including trust assets) Place "(X)" after each asset exempt from prior disclosure	B. Income during reporting period		C. Gross value at end of reporting period		D. Transactions during reporting period				
	(1) Amount Code 1 (A-H)	(2) Type (e.g., div., rent, or int.)	(1) Value Code 2 (J-P)	(2) Value Method Code 3 (Q-W)	(1) Type (e.g., buy, sell, redemption)	(2) Date Month - Day	(3) Value Code 2 (J-P)	(4) Gain Code 1 (A-H)	(5) Identity of buyer/seller (if private transaction)
239.					Sell Part.	7/26	J	B	
240.					Sell	7/27	J	B	
241. -Ishares Tr FTSE Xinhua HK China 25 Index Fd		None			Sell	2/28	K	A	
242.					Buy	12/3	K		
243.					Sell	12/11	K		
244. -Medarex, Inc.		None			Sell	1/29	J		
245. -Natural Resource Partners LP	A	Int./Div.			Sell Part.	3/5	K	C	
246.	A	Royalty			Sell	7/26	J	B	
247. -Schnitzer Stl Inds	A	Dividend	J	T	Sell Part.	11/8	K	D	
248.					Buy	12/7	K		
249.					Sell Part.	12/11	K		
250. -Southern Copper Corp. Del Com		None			Sell	1/4	J		
251. -Streettracks Gold Tr Gold Shs		None	K	T					
252. -Taiwan Semiconductor Mfg Co Ltd. One Adr	A	Dividend			Buy	7/12	J		
253.					Sell Part.	7/12	J	A	
254.					Sell	11/21	K		
255. -UPS Inc. CL B	A	Dividend			Sell Part.	8/1	J	B	

1. Income Gain Codes: (See Columns B1 and D4)	A = \$1,000 or less F = \$50,001 - \$100,000 J = \$15,000 or less N = \$250,001 - \$500,000 P3 = \$25,000,001 - \$50,000,000	B = \$1,001 - \$2,500 G = \$100,001 - \$1,000,000 K = \$15,001 - \$50,000 O = \$500,001 - \$1,000,000 R = Cost (Real Estate Only) V = Other	C = \$2,501 - \$5,000 H1 = \$1,000,001 - \$5,000,000 L = \$50,001 - \$100,000 P1 = \$1,000,001 - \$5,000,000 P4 = More than \$50,000,000 S = Assessment W = Estimated	D = \$5,001 - \$15,000 H2 = More than \$5,000,000 M = \$100,001 - \$250,000 P2 = \$5,000,001 - \$25,000,000 T = Cash Market	E = \$15,001 - \$50,000
2. Value Codes (See Columns C1 and D3)	J = \$15,000 or less N = \$250,001 - \$500,000 P3 = \$25,000,001 - \$50,000,000	K = \$15,001 - \$50,000 O = \$500,001 - \$1,000,000	L = \$50,001 - \$100,000 P1 = \$1,000,001 - \$5,000,000 P4 = More than \$50,000,000	M = \$100,001 - \$250,000 P2 = \$5,000,001 - \$25,000,000	
3. Value Method Codes (See Column C2)	Q = Appraisal U = Book Value	R = Cost (Real Estate Only) V = Other	S = Assessment W = Estimated	T = Cash Market	

FINANCIAL DISCLOSURE REPORT

Page 19 of 29

Name of Person Reporting

Rovner, Ilana D

Date of Report

08/12/2008

VII. INVESTMENTS and TRUSTS -- income, value, transactions (Includes those of spouse and dependent children; see pp. 34-60 of filing instructions.)

NONE (No reportable income, assets, or transactions.)

A. Description of Assets (including trust assets) Place "(X)" after each asset exempt from prior disclosure	B. Income during reporting period		C. Gross value at end of reporting period		D. Transactions during reporting period				
	(1) Amount Code 1 (A-H)	(2) Type (e.g., div., rent, or int.)	(1) Value Code 2 (J-P)	(2) Value Method Code 3 (Q-W)	(1) Type (e.g., buy, sell, redemption)	(2) Date Month - Day	(3) Value Code 2 (J-P)	(4) Gain Code 1 (A-H)	(5) Identity of buyer/seller (if private transaction)
256.					Sell	11/16	J	A	
257. -American Capital Strategies Ltd	A	Dividend			Buy	1/1	J		
258.					Buy	3/23	K		
259.					Sell Part.	7/26	K		
260.					Sell	7/27	J		
261. -India Fd Inc.		None			Buy	1/1	K		
262.					Sell Part.	1/11	K		
263.					Sell	1/29	J		
264. -Altria	A	Dividend			Buy	2/1	K		
265.					Sell	8/16	K		
266. -Archer Daniels Midland	A	Dividend			Buy	4/18	K		
267.					Sell Part.	7/23	J		
268.					Sell	8/2	J		
269. -Carpenter Technology Corp	A	Dividend			Buy	4/25	K		
270.					Sell Part.	7/26	J		
271.					Sell	8/2	J		
272. -Chicos Fas Inc.		None			Buy	1/11	K		

1. Income Gain Codes: (See Columns B1 and D4)	A = \$1,000 or less F = \$50,001 - \$100,000 J = \$15,000 or less N = \$250,001 - \$500,000 P3 = \$25,000,001 - \$50,000,000	B = \$1,001 - \$2,500 G = \$100,001 - \$1,000,000 K = \$15,001 - \$50,000 O = \$500,001 - \$1,000,000	C = \$2,501 - \$5,000 H1 = \$1,000,001 - \$5,000,000 L = \$50,001 - \$100,000 P1 = \$1,000,001 - \$5,000,000 P4 = More than \$50,000,000	D = \$5,001 - \$15,000 H2 = More than \$5,000,000 M = \$100,001 - \$250,000 P2 = \$5,000,001 - \$25,000,000	E = \$15,001 - \$50,000
2. Value Codes (See Columns C1 and D3)	Q = Appraisal U = Book Value	R = Cost (Real Estate Only) V = Other	S = Assessment W = Estimated	T = Cash Market	

FINANCIAL DISCLOSURE REPORT

Page 20 of 29

Name of Person Reporting

Rovner, Ilana D

Date of Report

08/12/2008

VII. INVESTMENTS and TRUSTS – income, value, transactions (Includes those of spouse and dependent children; see pp. 34-60 of filing instructions.)

NONE (No reportable income, assets, or transactions.)

A. Description of Assets (including trust assets) Place "(X)" after each asset exempt from prior disclosure	B. Income during reporting period		C. Gross value at end of reporting period		D. Transactions during reporting period				
	(1) Amount Code 1 (A-H)	(2) Type (e.g., div., rent, or int.)	(1) Value Code 2 (J-P)	(2) Value Method Code 3 (Q-W)	(1) Type (e.g., buy, sell, redemption)	(2) Date Month - Day	(3) Value Code 2 (J-P)	(4) Gain Code 1 (A-H)	(5) Identity of buyer/seller (if private transaction)
273.					Sell	1/29	K		
274. -Citigroup Inc.	A	Dividend			Buy	3/7	K		
275.					Sell Part.	8/16	J		
276.					Sell	8/31	J		
277. -DST Systems Inc.		None			Buy	2/12	K		
278.					Sell	3/5	K		
279. -ESCO Technologies Inc.		None			Buy	2/6	K		
280.					Sell Part.	2/28	J		
281.					Sell Part.	3/1	J		
282.					Sell	3/2	J		
283. -Fidelity Latin America		None			Buy	10/15	K		
284.					Sell	11/16	K		
285. -Fidelity Short- Interm. Muni Income	A	Interest	L	T	Buy	12/10	K		
286. -Fidelity Intermediate Muni Income	A	Dividend	M	T	Buy	12/10	K		
287.	A	Interest			Buy	12/11	L		
288. -Freeport McMoran Copper & Gold Inc.	A	Dividend			Buy	4/18	K		
289.					Sell Part.	7/27	J	C	

1. Income Gain Codes: (See Columns B1 and D4)	A = \$1,000 or less F = \$50,001 - \$100,000 J = \$15,000 or less N = \$250,001 - \$500,000 P3 = \$25,000,001 - \$50,000,000	B = \$1,001 - \$2,500 G = \$100,001 - \$1,000,000 K = \$15,001 - \$50,000 O = \$500,001 - \$1,000,000	C = \$2,501 - \$5,000 H1 = \$1,000,001 - \$5,000,000 L = \$50,001 - \$100,000 P1 = \$1,000,001 - \$5,000,000 P4 = More than \$50,000,000	D = \$5,001 - \$15,000 H2 = More than \$5,000,000 M = \$100,001 - \$250,000 P2 = \$5,000,001 - \$25,000,000	E = \$15,001 - \$50,000
2. Value Codes (See Columns C1 and D3)	Q = Appraisal U = Book Value	R = Cost (Real Estate Only) V = Other	S = Assessment W = Estimated	T = Cash Market	

FINANCIAL DISCLOSURE REPORT

Page 21 of 29

Name of Person Reporting

Rovner, Ilana D

Date of Report

08/12/2008

VII. INVESTMENTS and TRUSTS -- income, value, transactions (Includes those of spouse and dependent children; see pp. 34-60 of filing instructions.)

NONE (No reportable income, assets, or transactions.)

A. Description of Assets (including trust assets) Place "(X)" after each asset exempt from prior disclosure	B. Income during reporting period		C. Gross value at end of reporting period		D. Transactions during reporting period				
	(1) Amount Code 1 (A-H)	(2) Type (e.g., div., rent, or int.)	(1) Value Code 2 (J-P)	(2) Value Method Code 3 (Q-W)	(1) Type (e.g., buy, sell, redemption)	(2) Date Month - Day	(3) Value Code 2 (J-P)	(4) Gain Code 1 (A-H)	(5) Identity of buyer/seller (if private transaction)
290.					Sell	8/16	J		
291.					Buy	12/6	K		
292.					Sell	12/11	K	A	
293. -Genentech Inc		None			Buy	1/23	K		
294.					Sell Part.	1/29	J		
295.					Sell	3/5	J		
296. -iShares Tr S&P Natl Mun Bd Fd	A	Interest	L	T	Buy	11/26	L		
297. -Kraft Foods Inc. Cl A	A	Dividend	J	T	Buy	4/5	J		
298.					Sell Part.	4/5	J	A	
299. -Myriad Genetics Inc.		None			Buy	3/8	K		
300.					Sell Part.	8/2	K	B	
301.					Buy	8/7	K		
302.					Sell	11/8	K	D	
303. -New Centy Finl Corp MD Com		None			Buy	2/15	K		
304.					Sell	2/28	K		
305. -Pimco Calif Mun Income Fd II Com	A	Interest			Buy	3/9	K		
306.	A	Dividend			Sell	8/1	K		

1. Income Gain Codes: (See Columns B1 and D4)	A = \$1,000 or less F = \$50,001 - \$100,000 J = \$15,000 or less N = \$250,001 - \$500,000 P3 = \$25,000,001 - \$50,000,000	B = \$1,001 - \$2,500 G = \$100,001 - \$1,000,000 K = \$15,001 - \$50,000 O = \$500,001 - \$1,000,000	C = \$2,501 - \$5,000 H1 = \$1,000,001 - \$5,000,000 L = \$50,001 - \$100,000 P1 = \$1,000,001 - \$5,000,000 P4 = More than \$50,000,000	D = \$5,001 - \$15,000 H2 = More than \$5,000,000 M = \$100,001 - \$250,000 P2 = \$5,000,001 - \$25,000,000	E = \$15,001 - \$50,000
2. Value Codes (See Columns C1 and D3)	Q = Appraisal U = Book Value	R = Cost (Real Estate Only) V = Other	S = Assessment W = Estimated	T = Cash Market	

FINANCIAL DISCLOSURE REPORT

Page 22 of 29

Name of Person Reporting Rovner, Ilana D	Date of Report 08/12/2008
---	------------------------------

VII. INVESTMENTS and TRUSTS -- income, value, transactions (Includes those of spouse and dependent children; see pp. 34-60 of filing instructions.)

NONE (No reportable income, assets, or transactions.)

A. Description of Assets (including trust assets) Place "(X)" after each asset exempt from prior disclosure	B. Income during reporting period		C. Gross value at end of reporting period		D. Transactions during reporting period				
	(1) Amount Code 1 (A-H)	(2) Type (e.g., div., rent, or int.)	(1) Value Code 2 (J-P)	(2) Value Method Code 3 (Q-W)	(1) Type (e.g., buy, sell, redemption)	(2) Date Month - Day	(3) Value Code 2 (J-P)	(4) Gain Code 1 (A-H)	(5) Identity of buyer/seller (if private transaction)
307. -Pimco Mun Income Fd II Com	A	Interest			Buy	3/9	K		
308.	A	Dividend			Sell	8/1	K		
309. -Riverbed Technology Inc Com		None			Buy	3/8	K		
310.					Sell	4/18	K		
311. -Sears Hldgs Corp		None			Buy	2/9	K		
312.					Sell	2/28	K		
313. -Templeton Russian and East European Fd		None			Buy	1/4	K		
314.					Sell	1/29	K		
315. -Terex Corp New		None			Buy	10/15	J		
316.					Sell	11/8	J		
317. -Terra Nitrogen Co. LP		None			Buy	5/14	K		
318.					Sell	5/22	K		
319. -Thornburg Mtg Inc		None			Buy	6/5	K		
320.					Sell	7/24	K		
321. -Time Warner Cable Inc. Cl A		None			Buy	11/7	J		
322.					Sell	12/6	J		
323. -United Technologies Corp	A	Dividend			Buy	2/20	K		

1. Income Gain Codes: (See Columns B1 and D4)	A = \$1,000 or less F = \$50,001 - \$100,000 J = \$15,000 or less N = \$250,001 - \$500,000 P3 = \$25,000,001 - \$50,000,000	B = \$1,001 - \$2,500 G = \$100,001 - \$1,000,000 K = \$15,001 - \$50,000 O = \$500,001 - \$1,000,000	C = \$2,501 - \$5,000 H1 = \$1,000,001 - \$5,000,000 L = \$50,001 - \$100,000 P1 = \$1,000,001 - \$5,000,000 P4 = More than \$50,000,000	D = \$5,001 - \$15,000 H2 = More than \$5,000,000 M = \$100,001 - \$250,000 P2 = \$5,000,001 - \$25,000,000	E = \$15,001 - \$50,000
2. Value Codes (See Columns C1 and D3)	Q = Appraisal U = Book Value	R = Cost (Real Estate Only) V = Other	S = Assessment W = Estimated	T = Cash Market	
3. Value Method Codes (See Column C2)					

FINANCIAL DISCLOSURE REPORT

Name of Person Reporting Rovner, Ilana D	Date of Report 08/12/2008
--	------------------------------

VII. INVESTMENTS and TRUSTS -- income, value, transactions (Includes those of spouse and dependent children; see pp. 34-60 of filing instructions.)

NONE (No reportable income, assets, or transactions.)

A. Description of Assets (including trust assets) Place "(X)" after each asset exempt from prior disclosure	B. Income during reporting period		C. Gross value at end of reporting period		D. Transactions during reporting period				
	(1) Amount Code 1 (A-H)	(2) Type (e.g., div., rent, or int.)	(1) Value Code 2 (J-P)	(2) Value Method Code 3 (Q-W)	(1) Type (e.g., buy, sell, redemption)	(2) Date Month - Day	(3) Value Code 2 (J-P)	(4) Gain Code 1 (A-H)	(5) Identity of buyer/seller (if private transaction)
324.					Sell Part.	8/1	J	A	
325.					Sell	11/16	J	B	
326. -USG Corp Com New		None	J	T	Buy	10/15	J		
327. -Vale Cap Ltd Gtd NT Ser Rio Conv Into	A	Dividend			Buy	8/20	K		
328.					Sell	11/8	K	D	
329. -Vanguard Index Fds Vanguard Large Cap	A	Dividend			Buy	9/18	L		
330.					Sell	11/16	L		
331. Brokerage Acct. #4									
332. -ML Ready Asset Trust	A	Dividend	J	T					
333. -Citigroup Inc.	A	Dividend	J	T					
334. -Clough Global Opptys	C	Dividend	J	T	Buy	2/13	J		
335.					Buy	5/14	J		
336.					Sell Part.	8/3	K		
337. -Eaton Vance Enhanced Equity Fund	A	Dividend	J	T					
338. -KBW Inc.		None	J	T					
339. -Travelers Cos. Inc.	A	Dividend	J	T					f.k.a. St. Paul Travelers
340. -Visteon Corp. Delaware		None	J	T					

1. Income Gain Codes: (See Columns B1 and D4)	A = \$1,000 or less F = \$50,001 - \$100,000	B = \$1,001 - \$2,500 G = \$100,001 - \$1,000,000	C = \$2,501 - \$5,000 H1 = \$1,000,001 - \$5,000,000	D = \$5,001 - \$15,000 H2 = More than \$5,000,000	E = \$15,001 - \$50,000
2. Value Codes (See Columns C1 and D3)	J = \$15,000 or less N = \$250,001 - \$500,000 P3 = \$25,000,001 - \$50,000,000	K = \$15,001 - \$50,000 O = \$500,001 - \$1,000,000	L = \$50,001 - \$100,000 P1 = \$1,000,001 - \$5,000,000 P4 = More than \$50,000,000	M = \$100,001 - \$250,000 P2 = \$5,000,001 - \$25,000,000	
3. Value Method Codes (See Column C2)	Q = Appraisal U = Book Value	R = Cost (Real Estate Only) V = Other	S = Assessment W = Estimated	T = Cash Market	

FINANCIAL DISCLOSURE REPORT

Page 24 of 29

Name of Person Reporting Rovner, Ilana D	Date of Report 08/12/2008
--	-------------------------------------

VII. INVESTMENTS and TRUSTS – income, value, transactions (Includes those of spouse and dependent children; see pp. 34-60 of filing instructions.)

NONE (No reportable income, assets, or transactions.)

A. Description of Assets (including trust assets) Place "(X)" after each asset exempt from prior disclosure	B. Income during reporting period		C. Gross value at end of reporting period		D. Transactions during reporting period				
	(1) Amount Code 1 (A-H)	(2) Type (e.g., div., rent, or int.)	(1) Value Code 2 (J-P)	(2) Value Method Code 3 (Q-W)	(1) Type (e.g., buy, sell, redemption)	(2) Date Month - Day	(3) Value Code 2 (J-P)	(4) Gain Code 1 (A-H)	(5) Identity of buyer/seller (if private transaction)
341. -Van Kampen 593 Muni Ser	A	Interest			Buy	1/9	J		
342.					Sell Part.	1/9	J		
343.					Buy	1/12	J		
344.					Buy	1/26	J		
345.					Buy	2/27	J		
346.					Sell	3/1	M		
347. -Blackrock Global Equity Income Tr	B	Dividend	K	T	Buy	3/27	L		
348. -Nuveen Core Equity Alpha Fund	A	Dividend	K	T	Buy	3/27	L		
349. -Blackrock Long Term Mun	B	Dividend	L	T	Buy	8/3	K		
350. -Pimco Global Stockplus Income Fund	A	Dividend	J	T					
351. Trust #1- Account No. 2	E	Dividend	P1	T					
352.	E	Interest							
353.	C	Royalty							
354. -Schwab Muni Money Fund (SWXXX)					Closed	3/16			Transferred to SWFXX
355. -Sch AMT TF Money Market Fd (SWFXX)					Opened	3/16			Transferred from SWXXX
356. -Schwab Muni Money Fund (SWTXX)					Closed	3/15			Transferred to SWWXX
357. -Sch AMT Tax-Free Money Mt Fd (SWWXX)					Opened	3/15			Transferred from SWTXX

1. Income Gain Codes: (See Columns B1 and D4)	A =\$1,000 or less F =\$50,001 - \$100,000 J =\$15,000 or less N =\$250,001 - \$500,000 P3 =\$25,000,001 - \$50,000,000	B =\$1,001 - \$2,500 G =\$100,001 - \$1,000,000 K =\$15,001 - \$50,000 O =\$500,001 - \$1,000,000	C =\$2,501 - \$5,000 H1 =\$1,000,001 - \$5,000,000 L =\$50,001 - \$100,000 P1 =\$1,000,001 - \$5,000,000 P4 =More than \$50,000,000	D =\$5,001 - \$15,000 H2 =More than \$5,000,000 M =\$100,001 - \$250,000 P2 =\$5,000,001 - \$25,000,000	E =\$15,001 - \$50,000
2. Value Codes (See Columns C1 and D3)	Q =Appraisal U =Book Value	R =Cost (Real Estate Only) V =Other	S =Assessment W =Estimated	T =Cash Market	

FINANCIAL DISCLOSURE REPORT

Page 25 of 29

Name of Person Reporting Rovner, Ilana D	Date of Report 08/12/2008
---	------------------------------

VII. INVESTMENTS and TRUSTS -- income, value, transactions (Includes those of spouse and dependent children; see pp. 34-60 of filing instructions.)

NONE (No reportable income, assets, or transactions.)

A. Description of Assets (including trust assets) Place "(X)" after each asset exempt from prior disclosure	B. Income during reporting period		C. Gross value at end of reporting period		D. Transactions during reporting period				
	(1) Amount Code 1 (A-H)	(2) Type (e.g., div., rent, or int.)	(1) Value Code 2 (J-P)	(2) Value Method Code 3 (Q-W)	(1) Type (e.g., buy, sell, redemption)	(2) Date Month - Day	(3) Value Code 2 (J-P)	(4) Gain Code 1 (A-H)	(5) Identity of buyer/seller (if private transaction)
358. -Allen Cnty IN Comm Bonds									
359. -Belding MI School Bonds									
360. -Cook Cnty IL Gen Rev Bonds									
361. -Detroit MI City Schl Bonds									
362. -Jackson City MI Wastewater Disp. Bonds									
363. -Kent County MI Rev Bonds									
364. -Meridian MI Publ Schl Bonds									
365. -South Redford MI Sch Bonds					Redemption	5/1	K		
366. -Wisconsin St. Transn Bonds									
367. -Zeeland MI Pub School Bonds									
368. -AT&T Inc. CS									
369. -Alabama Power Co Pfd-ALPP									
370. -Alabama Power Co Pfd-ALPN									
371. -Archer-Daniels-Midland Co.					Buy	3/29	J		
372.					Buy	12/19	K		
373. -Avaya Inc.					Sell	10/26	J	D	
374. -Bear Stearns Pfd									

1. Income Gain Codes: (See Columns B1 and D4)	A = \$1,000 or less F = \$50,001 - \$100,000 J = \$15,000 or less N = \$250,001 - \$500,000 P3 = \$25,000,001 - \$50,000,000	B = \$1,001 - \$2,500 G = \$100,001 - \$1,000,000 K = \$15,001 - \$50,000 O = \$500,001 - \$1,000,000	C = \$2,501 - \$5,000 H1 = \$1,000,001 - \$5,000,000 L = \$50,001 - \$100,000 P1 = \$1,000,001 - \$5,000,000 P4 = More than \$50,000,000	D = \$5,001 - \$15,000 H2 = More than \$5,000,000 M = \$100,001 - \$250,000 P2 = \$5,000,001 - \$25,000,000	E = \$15,001 - \$50,000
2. Value Codes (See Columns C1 and D3)	Q = Appraisal U = Book Value	R = Cost (Real Estate Only) V = Other	S = Assessment W = Estimated	T = Cash Market	

FINANCIAL DISCLOSURE REPORT

Page 26 of 29

Name of Person Reporting

Rovner, Ilana D

Date of Report

08/12/2008

VII. INVESTMENTS and TRUSTS -- income, value, transactions (Includes those of spouse and dependent children; see pp. 34-60 of filing instructions.)

NONE (No reportable income, assets, or transactions.)

A. Description of Assets (including trust assets) Place "(X)" after each asset exempt from prior disclosure	B. Income during reporting period		C. Gross value at end of reporting period		D. Transactions during reporting period				
	(1) Amount Code 1 (A-H)	(2) Type (e.g., div., rent, or int.)	(1) Value Code 2 (J-P)	(2) Value Method Code 3 (Q-W)	(1) Type (e.g., buy, sell, redemption)	(2) Date Month - Day	(3) Value Code 2 (J-P)	(4) Gain Code 1 (A-H)	(5) Identity of buyer/seller (if private transaction)
375. -Citigroup Inc. Pfd					Sell	10/9	K		
376. -Comcast Corp New CL A									
377. -FNMA Pfd					Sell	11/21	K		
378. -Freeport McMor 6.75% Pfd					Buy	4/4	J		
379. -Grupo Televisa SA De CVF									
380. -Harras Entertainment Inc. CS									
381. -Intel Corp. CS									
382. -Isis Pharmaceuticals Inc.									
383. -LSI Corporation									f.k.a. Agere Systems, Inc.
384. -Marriott Intl Inc. Cl A CS									
385. -Omnova Solutions, Inc.									
386. -PENGROWTH Energy Trust									
387. -Pimco Cal. Muni Inc Fund II					Buy	3/9	K		
388. -Pimco Muni Income Fund									
389. -Pimco Muni Income Fund II					Buy	3/9	K		
390. -Pioneer Muni High Inc. Trust									
391. -Schnitzer Stl Inds Cl A									

1. Income Gain Codes: (See Columns B1 and D4)	A = \$1,000 or less F = \$50,001 - \$100,000 J = \$15,000 or less N = \$250,001 - \$500,000 P3 = \$25,000,001 - \$50,000,000	B = \$1,001 - \$2,500 G = \$100,001 - \$1,000,000 K = \$15,001 - \$50,000 O = \$500,001 - \$1,000,000	C = \$2,501 - \$5,000 H1 = \$1,000,001 - \$5,000,000 L = \$50,001 - \$100,000 P1 = \$1,000,001 - \$5,000,000 P4 = More than \$50,000,000	D = \$5,001 - \$15,000 H2 = More than \$5,000,000 M = \$100,001 - \$250,000 P2 = \$5,000,001 - \$25,000,000	E = \$15,001 - \$50,000
2. Value Codes (See Columns C1 and D3)	Q = Appraisal U = Book Value	R = Cost (Real Estate Only) V = Other	S = Assessment W = Estimated	T = Cash Market	
3. Value Method Codes (See Column C2)					

FINANCIAL DISCLOSURE REPORT

Page 27 of 29

Name of Person Reporting

Rovner, Ilana D

Date of Report

08/12/2008

VII. INVESTMENTS and TRUSTS -- income, value, transactions (Includes those of spouse and dependent children; see pp. 34-60 of filing instructions.)

NONE (No reportable income, assets, or transactions.)

A. Description of Assets (including trust assets) Place "(X)" after each asset exempt from prior disclosure	B. Income during reporting period		C. Gross value at end of reporting period		D. Transactions during reporting period				
	(1) Amount Code 1 (A-H)	(2) Type (e.g., div., rent, or int.)	(1) Value Code 2 (J-P)	(2) Value Method Code 3 (Q-W)	(1) Type (e.g., buy, sell, redemption)	(2) Date Month - Day	(3) Value Code 2 (J-P)	(4) Gain Code 1 (A-H)	(5) Identity of buyer/seller (if private transaction)

392. -SPDR Series Trust ETF					Buy	9/26	K		
393. -Wynn Resorts									
394. -Franklin Custodian Funds Inc. US Gov't Secs									
395. -Annaly Capital Mgmt									
396. -Buckeye Partners LP									
397. -General Motors Acc. Corp.									
398. -Hugoton Royalty Trust									
399. -Kinder Morgan Energy Ptrs LP									
400. -Plum Creek Timber Co.									
401. -Prologis Trust New Reit									

1. Income Gain Codes: (See Columns B1 and D4)	A = \$1,000 or less F = \$50,001 - \$100,000 J = \$15,000 or less N = \$250,001 - \$500,000 P3 = \$25,000,001 - \$50,000,000	B = \$1,001 - \$2,500 G = \$100,001 - \$1,000,000 K = \$15,001 - \$50,000 O = \$500,001 - \$1,000,000	C = \$2,501 - \$5,000 H1 = \$1,000,001 - \$5,000,000 L = \$50,001 - \$100,000 P1 = \$1,000,001 - \$5,000,000 P4 = More than \$50,000,000	D = \$5,001 - \$15,000 H2 = More than \$5,000,000 M = \$100,001 - \$250,000 P2 = \$5,000,001 - \$25,000,000	E = \$15,001 - \$50,000
2. Value Codes (See Columns C1 and D3)	Q = Appraisal U = Book Value	R = Cost (Real Estate Only) V = Other	S = Assessment W = Estimated	T = Cash Market	
3. Value Method Codes (See Column C2)					

FINANCIAL DISCLOSURE REPORT

Page 28 of 29

Name of Person Reporting	Date of Report
Rovner, Ilana D	08/12/2008

VIII. ADDITIONAL INFORMATION OR EXPLANATIONS. *(Indicate part of Report.)*

Part VII, line 11, "Advent Claymore": This was sold completely on 4/1/05, and reported on the Financial Disclosure Report dated 5/15/06. Unfortunately, the line for this asset was not deleted in preparing the Financial Disclosure Report for 2006. This error was discovered 7/8/08, and has been corrected on this 2007 report.

FINANCIAL DISCLOSURE REPORT

Page 29 of 29

Name of Person Reporting	Date of Report
Rovner, Ilana D	08/12/2008

IX. CERTIFICATION.

I certify that all information given above (including information pertaining to my spouse and minor or dependent children, if any) is accurate, true, and complete to the best of my knowledge and belief, and that any information not reported was withheld because it met applicable statutory provisions permitting non-disclosure.

I further certify that earned income from outside employment and honoraria and the acceptance of gifts which have been reported are in compliance with the provisions of 5 U.S.C. app. § 501 et. seq., 5 U.S.C. § 7353, and Judicial Conference regulations.

Signature



NOTE: ANY INDIVIDUAL WHO KNOWINGLY AND WILFULLY FALSIFIES OR FAILS TO FILE THIS REPORT MAY BE SUBJECT TO CIVIL AND CRIMINAL SANCTIONS (5 U.S.C. app. § 104)

FILING INSTRUCTIONS

Mail signed original and 3 additional copies to:

Committee on Financial Disclosure
Administrative Office of the United States Courts
Suite 2-301
One Columbus Circle, N.E.
Washington, D.C. 20544