





U.S. Customs and
Border Protection

BorderStat Violence FY 2008 Year in Review



~~For Official Use Only~~

Table of Contents

Executive Summary	3
OBP - Office of Border Patrol	
Incidents of Violence Between the Ports of Entry	5
Assaults Against Border Patrol Agents	6
Assaults by Category	7
Assaults on Border Patrol Agents (Mapped)	8
Assaults on Border Patrol Agents nationwide – Comparative Analysis	9
Assaults on Border Patrol Agents – Southwest Border Comparative Analysis	10
♦ Assaults on Border Patrol Assaults – Southwest Sectors	11
Assault Comparison - Fiscal Years 2006, 2007, 2008	12
Assault Totals Graphed by Sector	13
Criminal Assaults Against Aliens	14-15
♦ Assaults Against Aliens & Agents - Southwest Border (Mapped)	16
OFO - Office of Field Operations	
Assaults & Incidents of Violence Summary	18
Assaults on CBP Officers - Comparative Analysis	19
Assaults by Type and Location – Including port runners	20-21
Assault Types Reported	22
Assaults by Mode & Region	23
Assaults and Incidents by Port of Entry	24
CBP Air and Marine	
Incidents of Violence Against CBP Air and Marine	26
Foreign Incursions	
Incidents of Foreign Incursions Across CBP	28
Incidents of Foreign Incursions – Land Border Crossings	29
Incidents of Foreign Incursions by CBP Operational Office	30



Executive Summary

- There were 1,325 incidents of violence occurring at and between the Ports of Entry against CBP Agents and Officers, resulting in a **23% increase from FY 2007 (1,073).**
- **Ninety-seven percent (97%) of all incidents of violence against CBP Agents and Officers occurred on the southwest border.**
 - There were 1,097 incidents of violence against Border Patrol Agents between the Ports. The southwest border accounted for 1,085 incidents, or 99% of all incidents of violence.
 - ◆ There was an **11% increase in assaults against Border Patrol Agents** on the southwest border as compared to FY 2007 (FY 07 - 979).
 - ◆ Border Patrol Agents were required to discharge their weapons while in defense of themselves or others in **32 incidents during FY 2008**. This represents a decrease from FY 2007.
 - ◆ Vehicle assaults against Border Patrol Agents totaled 60 for FY 2008 and represents the highest number of vehicle assaults against agents when compared to FY 2007 (56) and FY 2006 (49).
 - ◆ The San Diego sector sustained the **largest increase in assaults for FY 2008 (48%)** when compared to FY 2007.
 - ◆ The Yuma sector experienced the **largest decrease for FY 2008 (56%)** when compared to FY 2007.
- There were 227 assaults against CBP Officers at the Ports of Entry (PoE) in FY 2008 as compared 85 in FY 2007, an increase of **167%.**
- There were a total of 147 incursions at and between the Ports of Entry for all CBP components for FY 2008 when compared to 32 incursions for FY 2007. This represents an increase of 359%.




Office of Border Patrol

~~FOR OFFICIAL USE ONLY (FOUO)~~

Incidents of Violence Between the Ports of Entry

- The number of assaults against Border Patrol Agents for FY 2008 were 1,097, an increase of 11% from FY 2007 (987). There was a 46% increase in assaults in FY 2008, when compared to FY 2006 (752).
- Of the 1,097 total assaults against BP Agents during FY 2008, 1,085 (99%) occurred on the southwest border.
- Assaults against Agents occur more frequently in areas from Mexico where organized criminal gangs have little or no fear of reprisal from Mexican authorities.
- In FY 2008, the San Diego sector saw a 48% increase in assaults when compared to FY 2007.
- The Yuma sector, by percentage (56%), experienced the largest decrease for FY 2008 when compared to FY 2007.



~~FOR OFFICIAL USE ONLY (FOUO)~~

Assaults Against Border Patrol Agents



(b) (6) & (b) (7)(C)



- The majority (93%) of the assaults were:
- Rockings (70%)
- Physical assaults (13%)
- Vehicle assaults (6%)
- Weapon assaults (suspect shootings) (4%)

Agent Involved Shootings FY 2008	
San Diego	10
El Centro	2
Tucson	6
Laredo	4
Rio Grande Valley	6
Yuma	2
Del Rio	1
Swanton	1

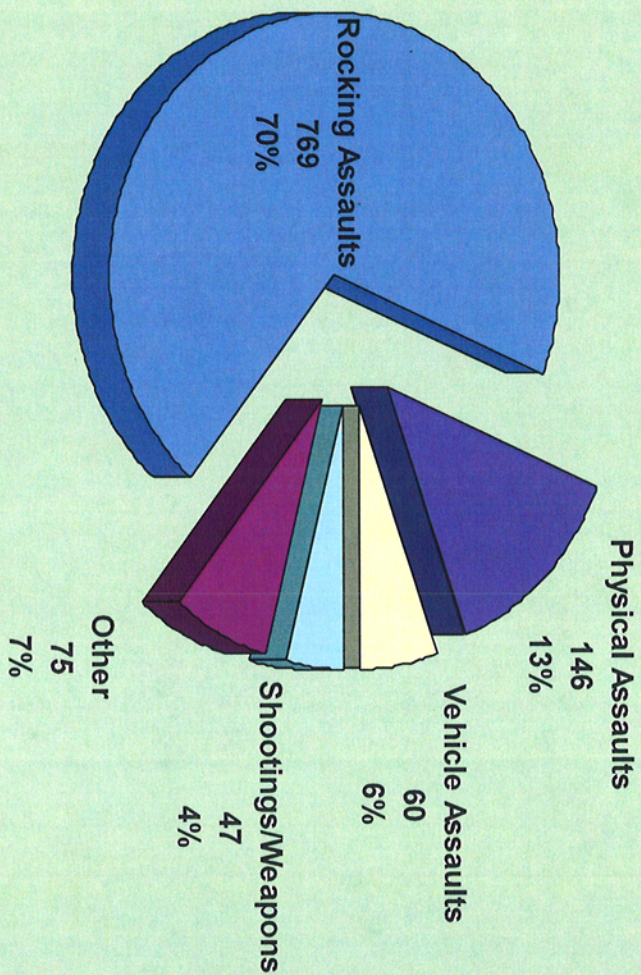
Of the 1,097 assaults in FY 2008, agents had to defend themselves by discharging their firearm on thirty-two separate occasions (31 on SWB).



~~FOR OFFICIAL USE ONLY (FOUO)~~

FOR OFFICIAL USE ONLY (FOUO)

Assaults by Category



FY 2008 Total Assaults

Rocking Assaults	769
Physical Assaults	146
Vehicle Assaults	60
Shootings/Weapons	47
Other	75
Total	1097

Note: "Weapon" is defined as a firearm.

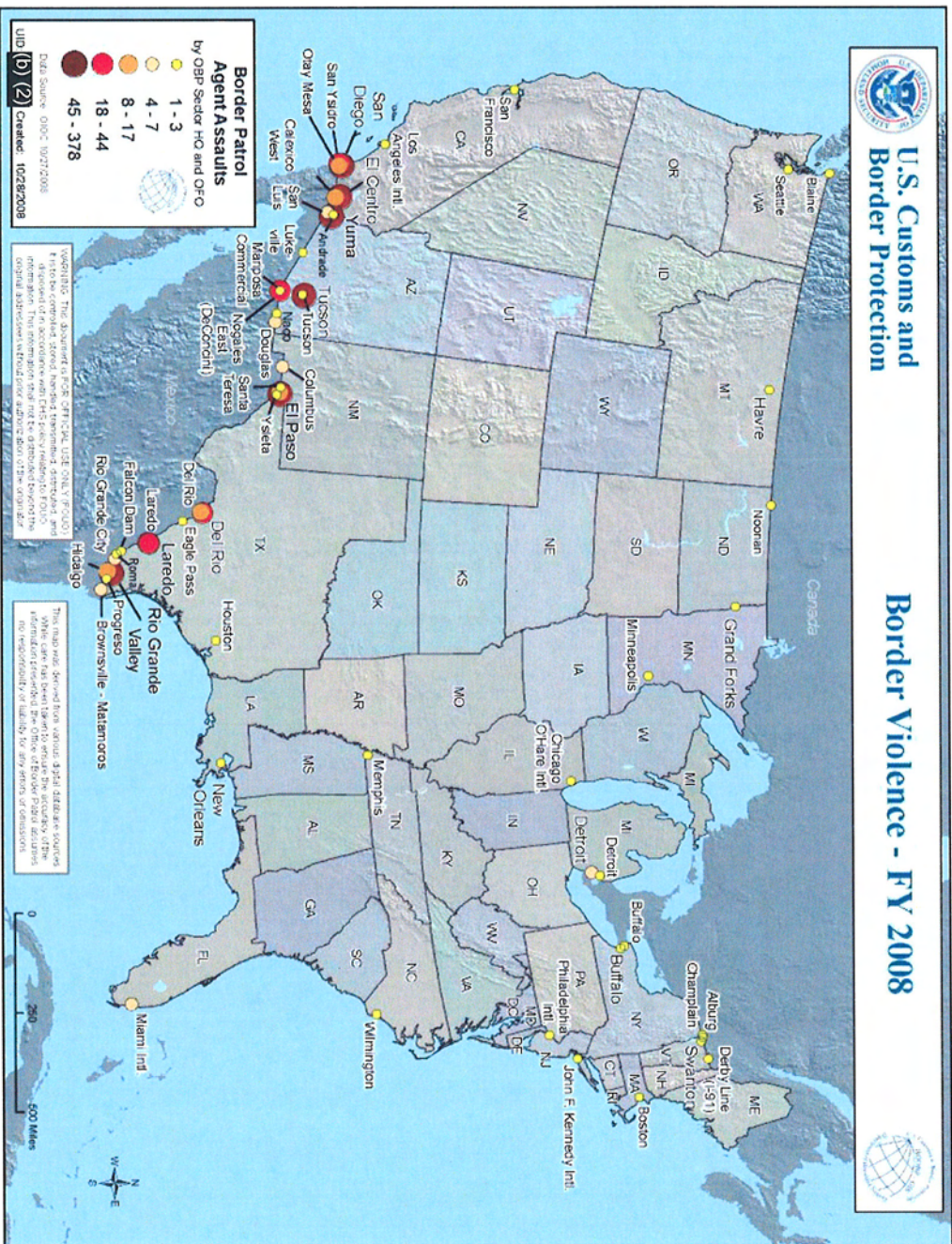
Assaults within the "Other" category include: threats, bottles, paintballs, blunt instruments, knives, bats, ball bearings, sticks, cans, rebar, steel pipes, blocks, sling shots, animals, boats, etc.



FOR OFFICIAL USE ONLY (FOUO)

FOR OFFICIAL USE ONLY (FOUO)

Assaults on Border Patrol Agents



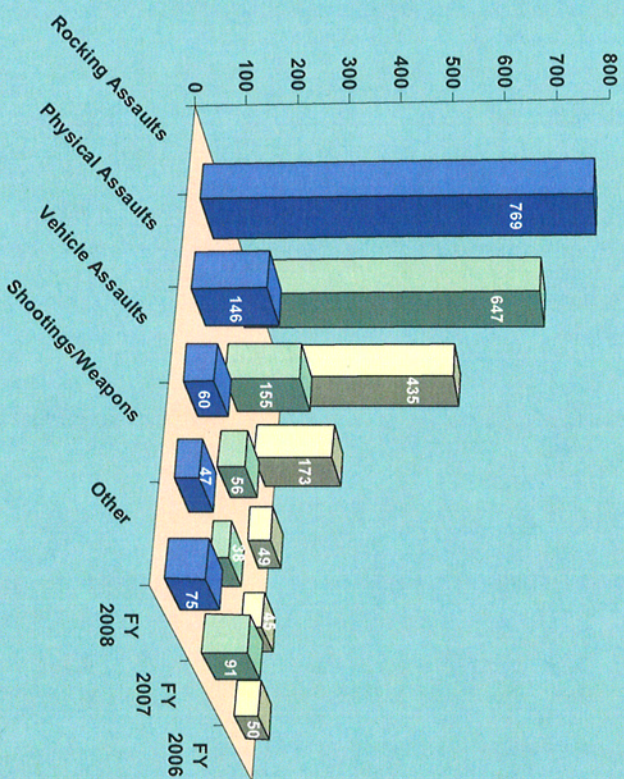
U.S. Customs and Border Protection

FOR OFFICIAL USE ONLY (FOUO)

FOR OFFICIAL USE ONLY (FOUO)

Assaults on Border Patrol Agents – Comparative Analysis

Three Year Comparison	FY 2008	Up / Down	% Change	FY 2007	Up / Down	% Change	FY 2006
Rocking Assaults	769	122	19%	647	334	77%	435
Physical Assaults	146	-9	-6%	155	-27	-16%	173
Vehicle Assaults	60	4	7%	56	11	22%	49
Shooting/Weapons	47	9	24%	38	2	4%	45
Other	75	-16	-18%	91	25	50%	50
Total Assaults	1097	110	11%	987	345	46%	752

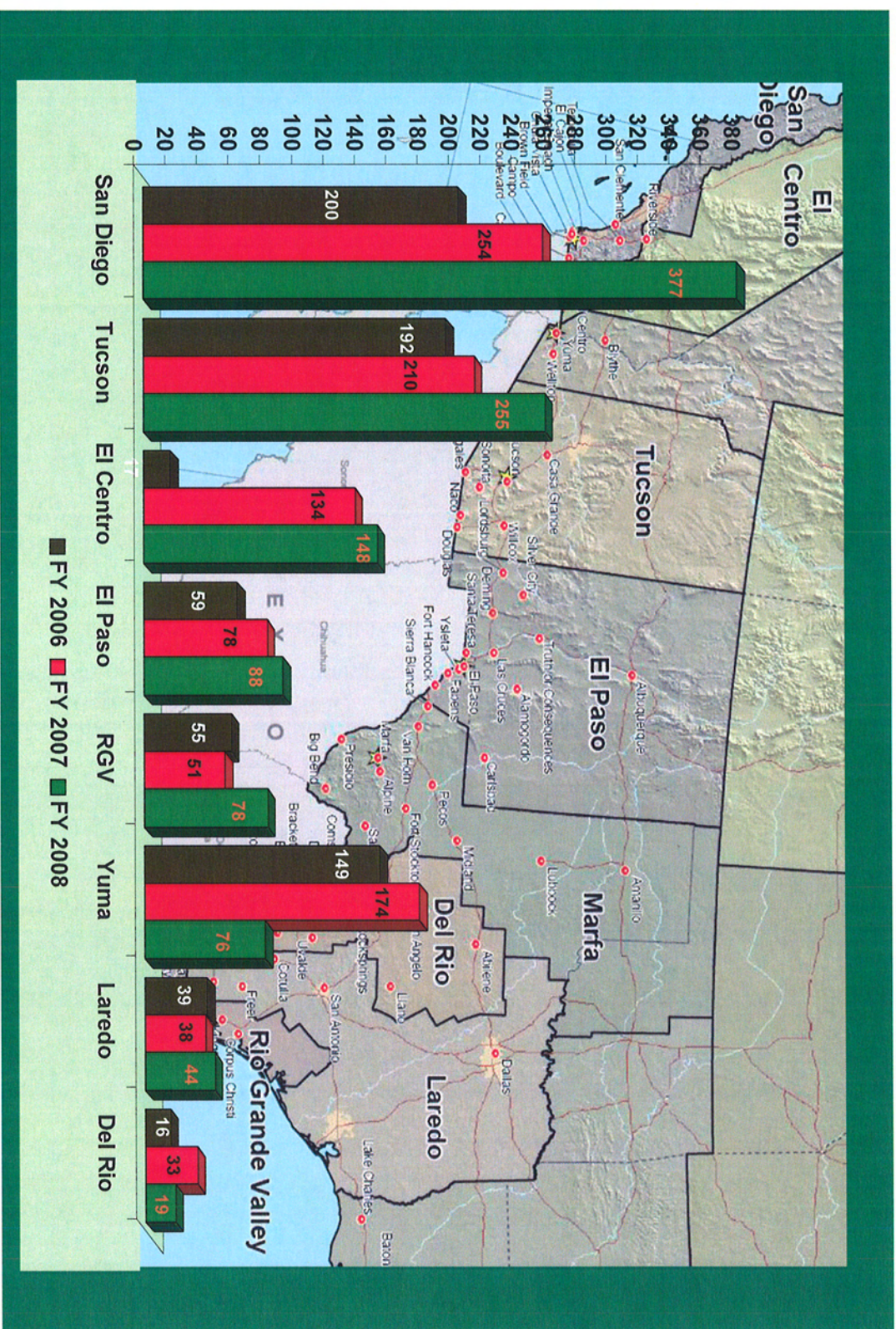


(b) (6) & (b) (7)(C)



FOR OFFICIAL USE ONLY (FOUO)

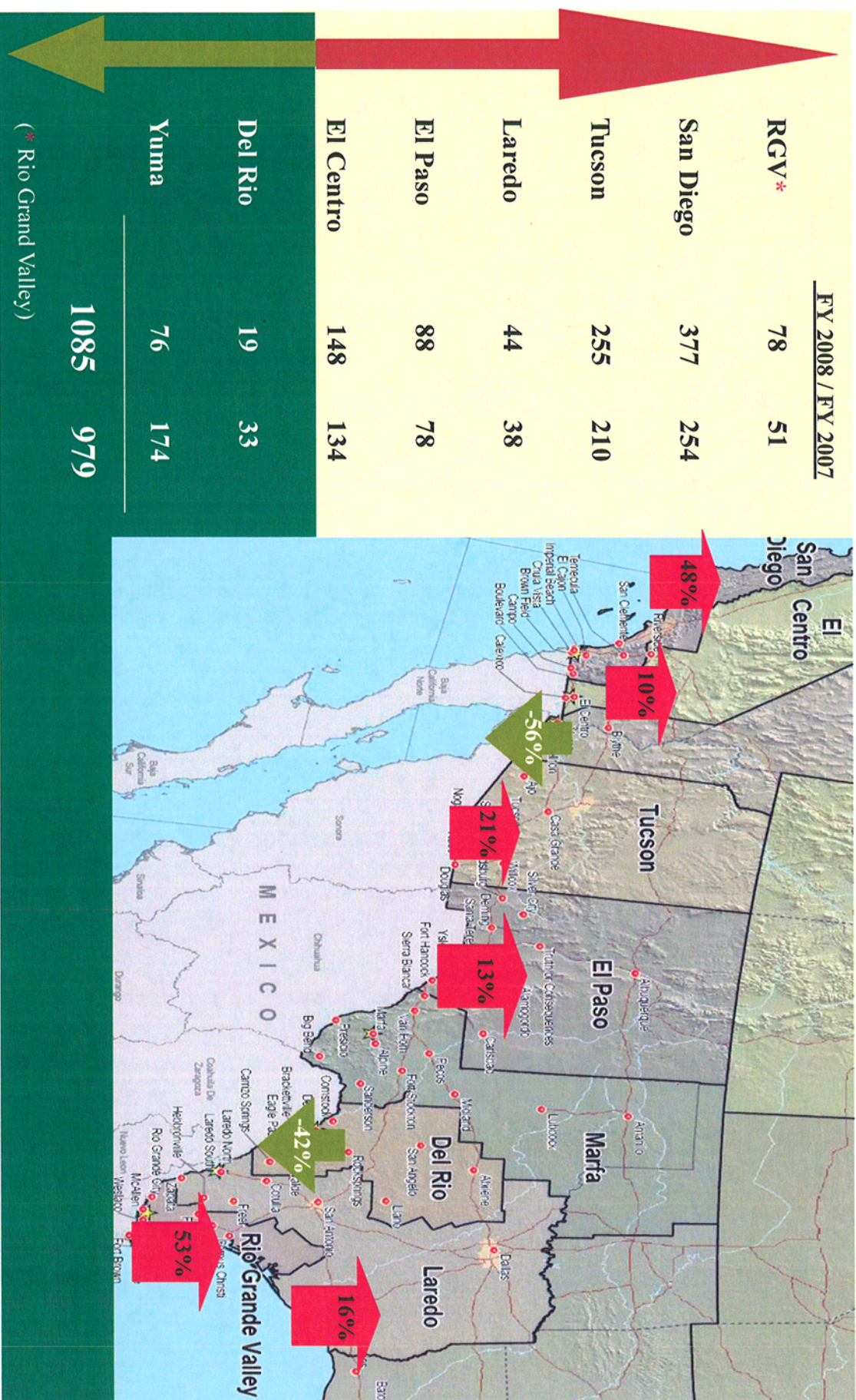
Assaults on BP Agents – Southwest Border Comparative Analysis



FOR OFFICIAL USE ONLY (FOUO)


FOR OFFICIAL USE ONLY (FOUO)

Assaults on Border Patrol Agents - Southwest Sectors



~~FOR OFFICIAL USE ONLY (FOUO)~~

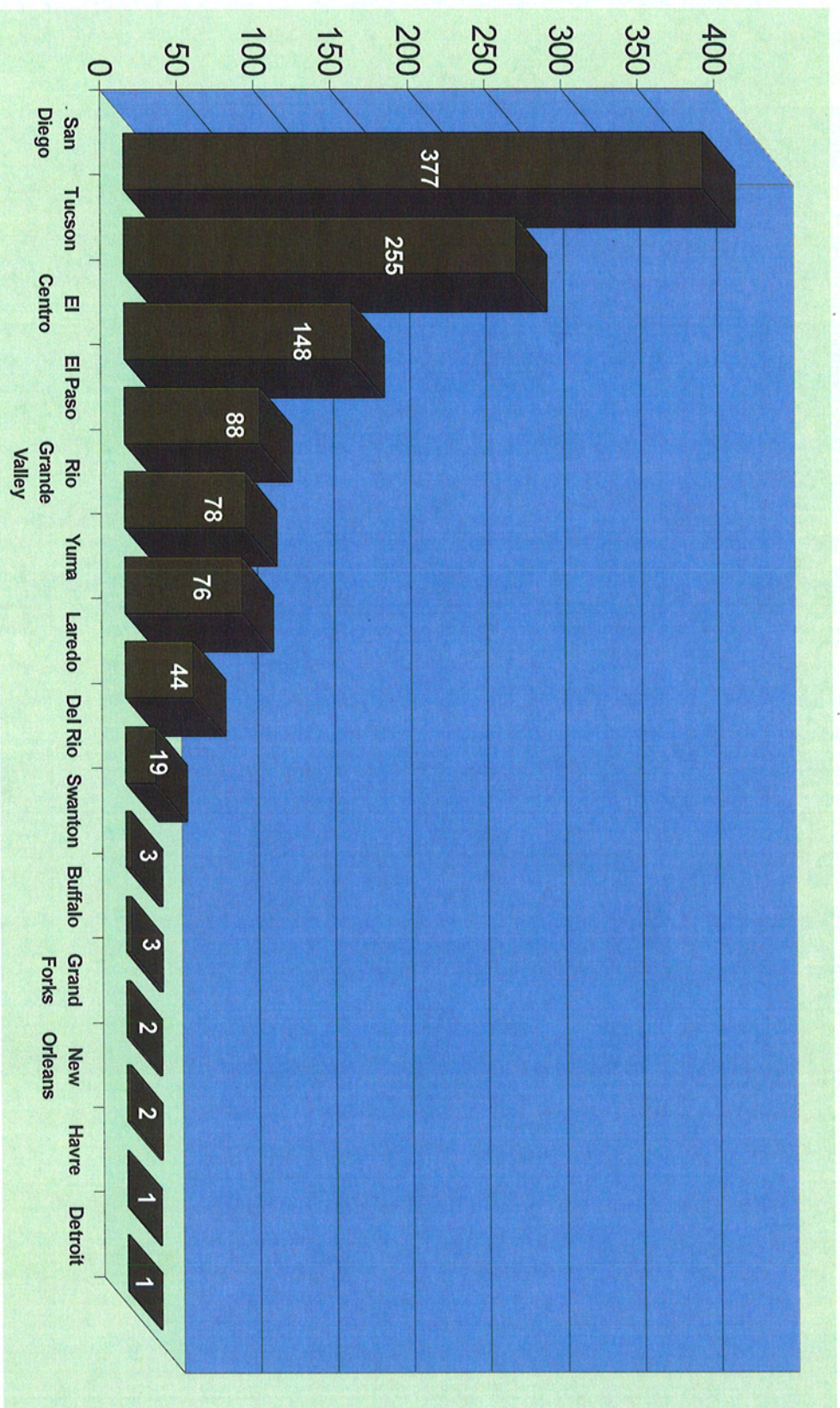
Assault Comparison - Fiscal Years 2006, 2007, and 2008



~~FOR OFFICIAL USE ONLY (FOUO)~~

~~FOR OFFICIAL USE ONLY (FOUO)~~

Assault Totals Graphed by Sector (1,097)



FOR OFFICIAL USE ONLY (FOUO)


FY 2008 Criminal Assaults Against Aliens

Alien Assault Incidents FY 08	1 st Qtr	2 nd Qtr	3 rd Qtr	4th Qtr
Armed Robbery	4	1	1	1
Assault/Robbery	1	0	0	0
Robbery	1	6	3	0
<i>San Diego Sector</i>	6	7	4	1
Armed Robbery	1	0	0	1
Sexual Assault	1	0	0	0
Kidnapping		2	2	0
Robbery		2	0	0
<i>El Centro Sector</i>	2	2	2	1
Armed Robbery	3	0	0	0
Robbery		4	0	0
<i>Yuma Sector</i>	3	4	0	0
Shooting	2	1	0	0
Kidnapping	1	1	1	1
Sexual Assault	1	2	0	1
Robbery		7	9	1
Armed Robbery		1	0	11
Murder				1
Assault				1
Kidnapping/Assault/Robbery				2
Assault/Robbery		1	1	0
<i>Tucson Sector</i>	4	10	13	17
Assault/Robbery	2	0	0	0
Kidnapping	1	1	1	0
Armed Robbery		2	1	4
Robbery/Attempted Rape		1	0	0
Shooting				2
Carjacking				1
Assault		1	0	0
<i>El Paso Sector</i>	3	4	1	7
Robbery		1	1	0
<i>Marfa Sector</i>	0	0	1	0
Assault	1	0	0	0
Armed Robbery		3	0	0
Robbery		1	0	0
<i>Del Rio Sector</i>	1	4	0	0
Rape		1	0	0
Robbery		1	0	0
<i>Laredo Sector</i>	0	2	0	0
Assault/Robbery	1		0	0
Rape				0
Kidnapping		1	1	0
Sexual Assault	1		1	1
<i>Rio Grande Valley Sector</i>	2	1	1	1
TOTAL	21	34	22	27
Alien Assault Yearly Total	104			

Data Source: Significant Incident Reports – BPETS; *Fiscal Year data through September 30, 2008



(b) (6) & (b) (7)(C)



U.S. Customs and Border Protection

FOR OFFICIAL USE ONLY (FOUO)

~~FOR OFFICIAL USE ONLY (FOUO)~~

FY 2008 Criminal Assaults Against Aliens (Cont)

San Diego	18
El Centro	7
Yuma	7
Tucson	44
El Paso	15
Marfa	1
Del Rio	5
Laredo	2
Rio Grande Valley	5
Total:	104

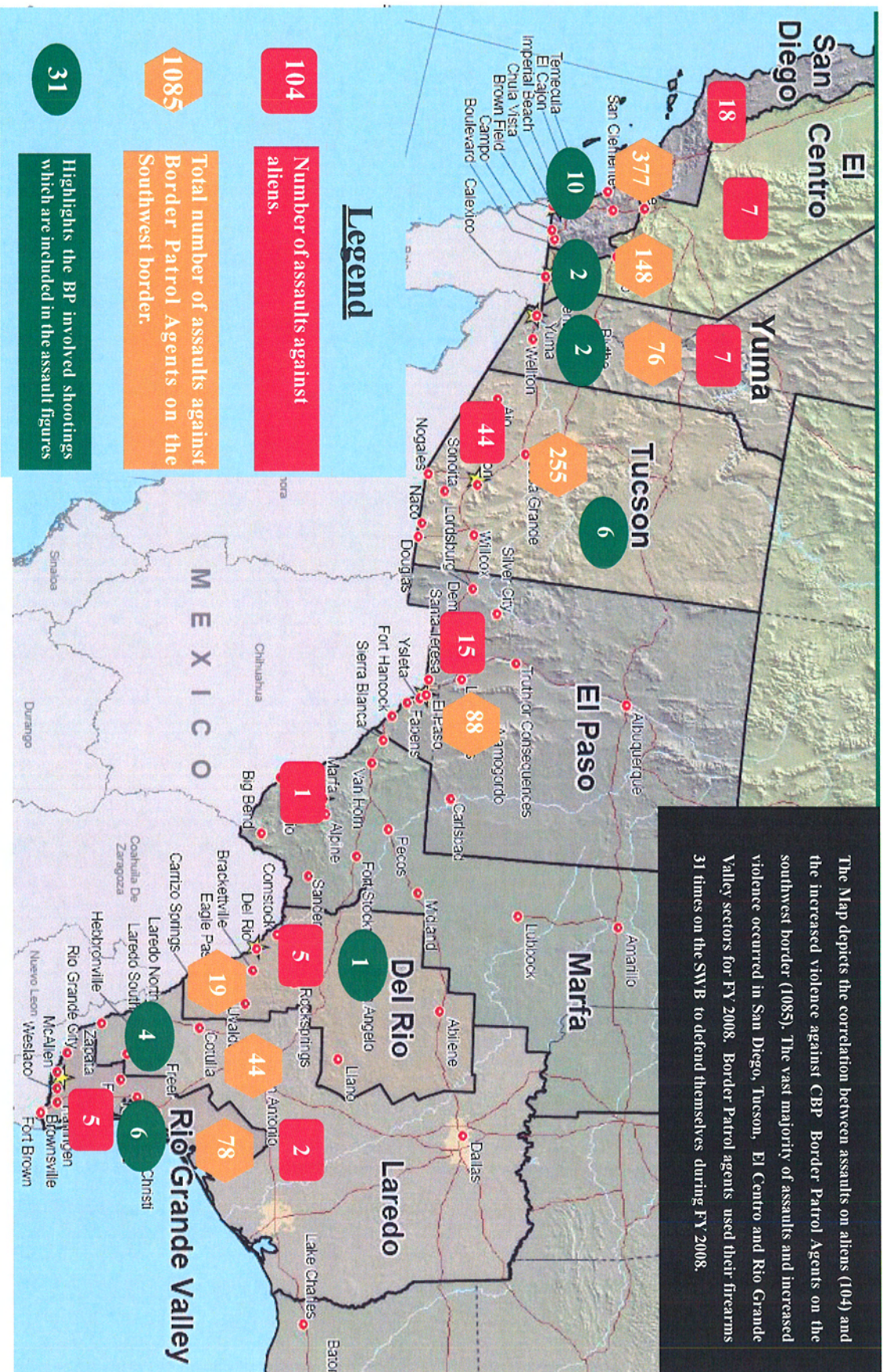
Data Source: Significant Incident Reports – BPETIS; *Fiscal Year data through September 30, 2008

- In FY 2008, there were 104 reported incidents involving aliens assaulted, robbed, and/or kidnapped while attempting to illegally cross the border, as compared to 193 during FY 2007, a decrease in reporting of 89 or -46%. (*Each incident may have involved multiple aliens*). The assailants in these incidents are commonly referred to as “bandits”, but may also be foot guides or smugglers.
- Of the 104 reported incidents in FY 2008, there were 9 reported sexual assaults against female illegal aliens by foot guides, smugglers, or bandits. All of the incidents were referred to local authorities for investigation and/or the appropriate consulate was notified.
- The largest increases in alien assaults occurred in the Tucson Sector. The Tucson sector reported the highest number of alien assaults for the last three reporting periods and overall recorded 58% of all alien assaults for FY 2008.

~~FOR OFFICIAL USE ONLY (FOUO)~~

FOR OFFICIAL USE ONLY (FOUO)

Assaults Against Aliens & Agents - Southwest Border



U.S. Customs and
Border Protection

FOR OFFICIAL USE ONLY (FOUO)